

# ALABAMA

## CRIMSON TIDE BASKETBALL

### 2016-17 GAME NOTES

# #BUCKLE



#### FOLLOW US

Follow the official Alabama men's basketball social media accounts listed below.



FOLLOW US ON TWITTER AND  
INSTAGRAM @ALABAMAMBB



LIKE US ON FACEBOOK AT  
ALABAMAMBB

#### 2016-17 SCHEDULE/RESULTS

Time	Date	Opponent	TV
Nov. 3	FAULKNER (EXH)	SECN+	W, 91-71
Nov. 11	COASTAL CAROLINA@	SECN+	W, 70-53
Nov. 15	RV/RY DAYTON!	ESPN2	L, 72-77
Nov. 18	BALL STATE@	SEC Network	W, 77-59
Nov. 21	vs. Valparaiso#		L, 60-68
Nov. 23	vs. Saint Louis#		W, 62-57
Nov. 29	CHARLESTON SO.	SEC Network	W, 76-46
Dec. 2	at Texas	ESPNU	L, 68-77
Dec. 11	at 24/24 Oregon	ESPNU	L, 56-65
Dec. 15	USC UPSTATE	SECN+	W, 78-61
Dec. 18	CLEMSON^	ESPNU	L, 54-67
Dec. 21	vs. Arkansas State+	SEC Network	W, 67-52
Dec. 29	STETSON	SECN+	W, 83-60
Jan. 3	at Mississippi State*	SEC Network	W, 68-58
Jan. 7	VANDERBILT*	ESPNU	W, 59-56
Jan. 10	23/23 FLORIDA*	ESPNU	L, 67-80
Jan. 14	at LSU*	SEC Network	W, 81-66
Jan. 18	MISSOURI*	ESPNU	W, 68-56
Jan. 21	at Auburn*	ESPN2	L, 64-84
Jan. 25	at Georgia*	ESPNU	W, 80-60
Jan. 28	MISSISSIPPI STATE*	SEC Network	W, 71-62
Feb. 1	at Arkansas*	SEC Network	6 p.m.
Feb. 4	AUBURN*	SEC Network	7:30 p.m.
Feb. 7	at South Carolina*	SEC Network	5:30 p.m.
Feb. 11	KENTUCKY*	CBS	Noon
Feb. 15	at Missouri*	SEC Network	7:30 p.m.
Feb. 18	LSU*	SEC Network	2:30 p.m.
Feb. 23	GEORGIA*	ESPN/2	6 p.m.
Feb. 25	at Texas A&M*	ESPN/2	TBD
March 1	OLE MISS*	SEC Network	7:30 p.m.
March 4	at Tennessee*	SEC Network	Noon
March 8-12	at SEC Tournament%		TBD

All times Central and subject to change

! ESPN Tip-Off Marathon

@ Games part of Las Vegas Main Event (Tuscaloosa, Ala.)

# 2016 Main Event (Las Vegas, Nev.)

^ Vulcan Classic (Legacy Arena - Birmingham, Ala.)

+ Rocket City Classic (Von Braun Center - Huntsville, Ala.)

% SEC Tournament (Nashville, Tenn.)

\* SEC game

BOLD indicates home game

#### GM 21

### ALABAMA CRIMSON TIDE (13-7, 6-2) vs. ARKANSAS RAZORBACKS (16-5, 5-3)

WEDNESDAY, FEB. 1, 2017 | 6 P.M. CT | FAYETTEVILLE, ARK. | BUD WALTON ARENA (19,200)

TV: SEC NETWORK (PBP: DAVE NEAL, ANALYST: CHRIS SPATOLA)

RADIO: CTSN (PBP: CHRIS STEWART, ANALYST: BRYAN PASSINK) | SIRIUS/XM: 145/190

#### ALABAMA INFORMATION

##### ALABAMA CRIMSON TIDE



2016-17 Record \_\_\_\_\_ 13-7

2016-17 SEC Record \_\_\_\_\_ 6-2

Last Game \_\_\_\_\_ W, 71-62 vs. Mississippi State

Leading Scorer: \_\_\_\_\_ Braxton Key (11.9)

Leading Rebounder: \_\_\_\_\_ Braxton Key (6.0)

Leading Assists: \_\_\_\_\_ Dazon Ingram (3.8)

Head Coach: \_\_\_\_\_ Avery Johnson

At Alabama (Years): \_\_\_\_\_ 31-22 (2nd)

Career Record (Years): \_\_\_\_\_ 285-208 (9th)\*

\*includes NBA career record

#### OPPONENT INFORMATION

##### ARKANSAS RAZORBACKS



2016-17 Record \_\_\_\_\_ 16-5

2016-17 SEC Record \_\_\_\_\_ 5-3

Last Game \_\_\_\_\_ L, 99-71 at Oklahoma State

Leading Scorer: \_\_\_\_\_ Dusty Hannahs (14.0)

Leading Rebounder: \_\_\_\_\_ Moses Kingsley (8.0)

Leading Assists: \_\_\_\_\_ Daryl Macon (2.4)

Head Coach: \_\_\_\_\_ Mike Anderson

At Arkansas (Years): \_\_\_\_\_ 118-69 (6th)

Career Record (Years): \_\_\_\_\_ 318-167 (15th)

#### FIVE ALABAMA STORYLINES

<sup>1</sup> Alabama has lost two straight and eight of the last nine games at Bud Walton Arena. The only Tide victory in Fayetteville over the stretch that dates back to the 2004-05 campaign came on Feb. 23, 2012 (W, 79-68).

<sup>2</sup> Alabama forward Braxton Key is one of seven freshmen from around the country who currently leads his team in both scoring and rebounding this season (see full note on page 10).

<sup>3</sup> Jimmie Taylor has 191 career blocks and needs just nine more swats to become only the sixth player in program history to record 200 blocks in his career.

<sup>4</sup> Alabama is a perfect 12-0 when holding teams to 62 or fewer points, but falls to 1-7 when allowing the opposition to score more than 62.

<sup>5</sup> Alabama is off to its best start in SEC play (6-2) since 2012-13. The Tide will be looking for its first 7-2 start to the SEC season since starting the 2010-11 campaign with an 11-2 mark.

#### OPENING TIP

» Alabama will begin the month of February when it plays its fourth road contest over the last six games, as the Tide travels to Fayetteville, Ark., to take on the Arkansas Razorbacks on Wednesday at 6 p.m. CT. It will mark the lone meeting between the two teams this season.

» Wednesday's game will be televised on SEC Network with Dave Neal (play-by-play) and Chris Spatola (analyst) on the call. Fans can listen to the radio broadcast on the Crimson Tide Sports Network as Chris Stewart (play-by-play) and Bryan Passink (analyst) will call all the action. Live stats for the contest can be accessed through RollTide.com, while in-game updates and photos will be made available on Twitter on @AlabamaMBB.

» Alabama and Arkansas will meet for the 60th time in series history with the Razorbacks owning a narrow 31-28 lead. Arkansas, who claimed a 62-61 victory over the Tide in the lone meeting between the two teams a year ago, has won consecutive games in the series. Wednesday's game will be the 25th time Alabama has played at Fayetteville, as the Tide has won just six times at Arkansas (6-18).

» Alabama won for the eighth time in its last 10 games with a 71-62 victory over Mississippi State. With the win, the Crimson Tide swept the season series with the Bulldogs, which includes a 68-58 win in Starkville, Miss., on Jan. 3. Braxton Key led the Tide with a game-high 18 points, while Dazon Ingram added 15 points.











» A pair of freshman lead the Tide. Forward Braxton Key, who is one of seven freshmen in the nation to lead their team in both scoring and rebounding, averages team highs of 11.9 points and 6.0 rebounds per game, while also topping the team in minutes (27.8 mpg). Guard Dazon Ingram, who ranks second in points (9.8 ppg) and minutes (26.8 mpg), leads UA in assists (3.9 apg), steals (1.1 spg) and 3-point shooting (.423). Six of Alabama's top seven scorers are underclassmen.

» Key was named the SEC Freshmen of the Week, the league office announced on Monday. Key is the first Crimson Tide player to earn a weekly honor this season and became the first Alabama player to win the weekly freshman award since Shannon Hale earned the honor back on March 3, 2014.

» Three of Alabama's next four opponents rank among the top-30 in the NCAA RPI (as of Jan. 30). Those opponents include at Arkansas (No. 28) on Wednesday, at South Carolina (No. 19) on Feb. 7 and vs. Kentucky (No. 8) on Feb. 11.

» Alabama will begin a stretch of playing four of its next six games at home when it welcomes rival Auburn to Coleman Coliseum on Saturday, Feb. 4, at 7:30 p.m. CT on SEC Network. It will mark the second meeting between the two teams this year, with the Tigers claiming an 84-64 win over the Tide on Jan. 21 in Auburn, Ala.



PREVIOUS GAME'S STARTERS HIGHLIGHTED IN SHADED BOX							OVERALL SEC	13-7 6-2	HOME AWAY	8-3 3-3	NEUTRAL LAST 10	2-1 8-2		
0		NICK KING						LAST GAME: DNP vs. Mississippi State NOTE: Out indefinitely & has missed 10 gms due to lung infection ... season high 9 pts vs. Saint Louis ... 7 pts & 5 rebs vs. Valpo ... sat out 2015-16 season per NCAA rules after transferring (Memphis) ... played in 62 games in two seasons, averaging 5.9 ppg & 4.0 rpg ... 2012-13 Tennessee Mr. Basketball.					SEASON HIGHS	
		G/F • 6-7 • 228 • Jr. • Memphis, Tenn.											Pts: 9 vs. Saint Louis, 11/23/16 Reb: 5, 2x last vs. Charleston So., 11/29/16 Ast: 1, 3x last vs. Charleston So., 11/29/16 Stl: 2 vs. Ball State, 11/18/16	
		PPG	RPG	APG	SPG	BPG	MPG	3.3	2.9	0.4	0.7	0.3	12.7	
1		RILEY NORRIS						LAST GAME: 13 pts, 2 rebs, vs. Mississippi State NOTE: Third on team in scoring; 2nd in steals and threes made (27) ... avg. 14.2 ppg over last 5 gms, while shooting .480 from floor & .462 from 3 ... scored season-high 20 points at LSU ... had 18 pts vs. Stetson ... scored 15 in win at Georgia ... has 5 straight & 9 double-figure scoring games overall this season.					SEASON HIGHS	
		G/F • 6-7 • 205 • Jr. • Albertville, Ala.											Pts: 20 at LSU, 1/14/17 Reb: 9 vs. Arkansas State, 12/21/16 Ast: 2, 3x last vs. Stetson, 12/29/16 Stl: 3 vs. Ball State, 11/18/16	
		PPG	RPG	APG	SPG	3FG%	MPG	8.9	3.6	0.8	0.8	.368	26.5	
2		LAWSON SCHAFFER						LAST GAME: DNP vs. Mississippi State NOTE: A preferred walk-on ... has played in six games on the season. 2015-16: Scored first collegiate points on a 3-pointer vs. No. 9 Kentucky ... also hit a 3 vs. South Carolina ... 2 pts in 6 mins vs. Mizzou ... 6A Player of the Year ... ASWA 2015 boys "Super 5" team.					SEASON HIGHS	
		G • 5-11 • 161 • So. • Cullman, Ala.											Pts: 3, 2x last vs. Stetson, 12/29/16 Reb: 1 at Georgia, 1/25/27 Ast: 1 vs. Arkansas State, 12/21/16 Stl: 1, 2x last vs. Stetson, 12/29/16	
		PPG	RPG	APG	SPG	3FG%	MPG	0.8	0.1	0.1	0.3	.667	1.4	
3		CORBAN COLLINS						LAST GAME: 5 pts, 1 ast vs. Mississippi State NOTE: Leads team in 3s made (29); 2nd in 3FG%; 4th in scoring ... scored a season-high 24 points on 7 threes at LSU ... scored 15 points and made 4 threes in the win at Georgia ... graduate transfer from Morehead State ... earned second team All-OVC honors a year ago.					SEASON HIGHS	
		G • 6-3 • 195 • Gr. • High Point, N.C.											Pts: 24 at LSU, 1/14/17 Reb: 4, 2x last vs. Vandy, 1/7/17 Ast: 4 vs. Valparaiso, 11/21/16 Stl: 3 vs. Missouri, 1/18/17	
		PPG	RPG	APG	SPG	3FG%	MPG	7.7	1.9	1.4	0.6	.382	22.7	
5		AVERY JOHNSON JR.						LAST GAME: 2 pts, 1 reb vs. Mississippi State NOTE: Fifth in 3FG% and scoring, 3rd in assists ... has 6 double-digit scoring contests, all coming over last 15 gms ... had career-high 17 pts vs. Clemson ... had 13 pts, along with career-best 6 asts, 5 rebs & 3 stls vs. Ball State ... 13 pts & 5 rebs at Mississippi State ... sat out last year after transferring from Texas A&M.					SEASON HIGHS	
		G • 5-10 • 186 • So. • Houston, Texas											Pts: 17 vs. Clemson, 12/18/16 Reb: 5, 2x last at Mississippi St., 1/3/17 Ast: 6, 2x last vs. Stetson, 12/29/16 Stl: 3, 2x last vs. Clemson, 12/18/16	
		PPG	RPG	APG	SPG	3FG%	MPG	6.8	1.5	1.6	0.7	.309	18.9	
10		JIMMIE TAYLOR						LAST GAME: 5 pts, 5 rebs, 2 blks, 3 stls vs. Mississippi State NOTE: 119 consecutive games played ... leads team in blocks; 2nd in FG% ... had season-best 12 pts vs. Arkansas State ... had 10 pts, 8 rebs and career-high 3 asts vs. Vanderbilt ... collected 9 pts & 3 rebs at Mississippi State ... named SEC Academic Honor Roll in 2015 & 2016.					SEASON HIGHS	
		F • 6-10 • 250 • Sr. • Greensboro, Ala.											Pts: 12 vs. Arkansas State, 12/21/16 Reb: 9 vs. Missouri, 1/18/17 Blk: 3, 3x last vs. Vandy, 1/7/17 Ast: 3 vs. Vanderbilt, 1/7/17	
		PPG	RPG	APG	BPG	FG%	MPG	5.5	3.8	0.7	1.7	.600	18.7	
11		SHANNON HALE						LAST GAME: DNP vs. Mississippi State NOTE: Missed last game with lower leg injury ... season high 19 pts & 4 rebs vs. Ball State ... 5th on the team in blocks (6). 2015-16: Missed final five games last season ... leading returning scorer ... reached double figures in 15 games last season, including 4 20-point games ... had season-high 25 pts at Georgia.					SEASON HIGHS	
		F • 6-8 • 235 • Sr. • Johnson City, Tenn.											Pts: 19 vs. Ball State, 11/18/16 Reb: 4 vs. Ball State, 11/18/16 Ast: 3 vs. Vanderbilt, 1/7/17 Blk: 1, 6x last vs. Florida, 1/10/17	
		PPG	RPG	APG	SPG	3FG%	MPG	4.5	1.3	0.3	0.3	.211	12.2	
12		DAZON INGRAM						LAST GAME: 15 pts, 6 asts, 3 stls vs. Mississippi State NOTE: Leads team with two double-doubles (16 pts, 10 rebs vs. Stetson & 10 pts, 10 rebs vs. Vandy) ... ranks 2nd in scoring; leads team in 3-point FG% (.423), steals & assists ... has 10 double-figure scoring gms ... had 14 pts & career-high 7 asts vs. Dayton ... redshirted after injuring foot seven games into last season.					SEASON HIGHS	
		G • 6-5 • 205 • R-Fr. • Theodore, Ala.											Pts: 16 vs. Stetson, 12/29/16 Reb: 10, 2x last vs. Vandy, 1/7/17 Ast: 7, 2x last at LSU, 1/14/17 Stl: 3, 2x last vs. Mississippi St., 1/28/17	
		PPG	RPG	APG	SPG	FG%	MPG	9.8	4.7	3.8	1.1	.483	26.8	
21		BOLA OLANIYAN						LAST GAME: 6 pts, 11 rebs, 3 stls vs. Mississippi State NOTE: Third on team in rebounding, tied for 2nd in steals ... leads league in SEC games only in off. rebs per game (3.4) ... avg. 7.7 rpg over last 9 gms ... had season-best 13 rebs vs. Stetson ... 11 rebs vs. Miss. State ... season-best 7 pts along with 8 rebs vs. Vandy ... fifth-year graduate transfer from Southern Illinois.					SEASON HIGHS	
		F • 6-7 • 235 • Gr. • Lagos, Nigeria											Pts: 7 vs. Vanderbilt, 1/7/17 Reb: 13 vs. Stetson, 12/29/16 Ast: 3 at Auburn, 1/21/17 Stl: 3, 2x last vs. Mississippi St., 1/28/17	
		PPG	RPG	APG	SPG	FG%	MPG	2.8	5.4	0.5	0.8	.487	13.7	
22		AR'MOND DAVIS						LAST GAME: DNP vs. Mississippi State NOTE: Ranks 3rd on team in threes attempted (65) & 4th in threes made (19) ... season-high 17 pts vs. Ball State ... had 12 pts vs. Vanderbilt in first SEC action. 2015-16: Played at the College of Southern Idaho ... rated No. 6 JUCO player in the nation ... avg. 17.1 ppg & 6.8 rpg.					SEASON HIGHS	
		G • 6-6 • 193 • Jr. • Tacoma, Wash.											Pts: 17 vs. Ball State, 11/18/16 Reb: 3, 3x last vs. Ark. State, 12/21/16 Ast: 1, 2x last vs. USC Upstate, 12/15/16 Stl: 2 at Oregon, 12/11/16	
		PPG	RPG	APG	SPG	3FG%	MPG	5.7	1.4	0.2	0.4	.292	12.9	
23		BRANDON AUSTIN						LAST GAME: DNP vs. Mississippi State NOTE: Saw first action of season vs. Ball State ... missed four games on year due to illness or injury. 2015-16: Career-high 7 pts vs. Winthrop ... had 6 pts at No. 16 Kentucky ... collected 4 pts and 4 rebs at Miss. State ... 6A state tournament MVP and won 2015 state championship ... First Team All-State honoree.					SEASON HIGHS	
		G • 6-5 • 204 • So. • Montgomery, Ala.											Pts: 2 vs. Clemson, 12/18/16 Reb: 2 vs. Clemson, 12/18/16 Ast: 1 vs. Charleston So., 11/29/16 Stl: 1 vs. Charleston So., 11/29/16	
		PPG	RPG	APG	SPG	3FG%	MPG	0.6	0.6	0.2	0.2	.000	7.6	
25		BRAXTON KEY						LAST GAME: 19 pts, 9 rebs vs. Mississippi State NOTE: Named SEC Freshman of the Week (1/30) ... leads squad in scoring, rebounds, FGs made (81), FG attempted (182) & double-figure scoring gms (11); 2nd in assists ... avg. 17.5 ppg & 7.2 rpg over last 6 gms ... season high 26 points at Georgia ... had 24 pts vs. Florida ... 18 pts at Auburn ... led Oak Hill Academy to national title & 45-1 record.					SEASON HIGHS	
		F • 6-8 • 225 • Fr. • Charlotte, N.C.											Pts: 26 at Georgia, 1/25/17 Reb: 11 vs. Vanderbilt, 1/7/17 Ast: 5 vs. USC Upstate, 12/15/16 Stl: 3 at Mississippi St., 1/3/17	
		PPG	RPG	APG	FG%	3FG%	MPG	11.9	6.0	2.0	.445	.373	27.8	
33		LANDON FULLER						LAST GAME: DNP vs. Mississippi State NOTE: Out indefinitely with foot injury ... played in 3 gms before injury ... earned a spot on the roster following walk-on tryouts in mid-September ... opened season as just a practice player but was elevated to a walk-on in early November, which allows him to suit up for games and travel with team.					SEASON HIGHS	
		F • 6-8 • 230 • Fr. • Brentwood, Tenn.											Pts: Reb: Ast: Blk:	
		PPG	RPG	BPG	SPG	FG%	MPG	0.0	0.0	0.0	0.0	0.0	1.7	
35		DONTA HALL						LAST GAME: 6 pts, 6 rebs, 3 stls vs. Mississippi State NOTE: Leads team in FG%; 2nd in rebs and blocks ... set career highs in back-to-back games beginning with 14 pts at Oregon, followed by 15 pts vs. USC Upstate ... had career-high 12 rebs to go along with nine pts vs. Valpo ... 12 pts and 8 rebs vs. No. 24 Florida ... has led team in rebounding 7 times.					SEASON HIGHS	
		F • 6-9 • 223 • So. • Luverne, Ala.											Pts: 15 vs. USC Upstate, 12/15/16 Reb: 12 vs. Valparaiso, 11/21/16 Ast: 2, 3x last vs. Stetson, 12/29/16 Blk: 4, 2x, last vs. Ark. State, 12/21/16	
		PPG	RPG	BPG	APG	FG%	MPG	5.9	5.5	1.6	0.5	.676	18.3	



## 2016-17 NUMERICAL ROSTER

No.	Name	Pos.	Ht.	Wt.	Cl.	Major	Hometown (Previous School)
0	Nick King <sup>^</sup>	G/F	6-7	228	Jr.	Criminal Justice	Memphis, Tenn. (Memphis)
1	Riley Norris	F	6-7	205	Jr.	Marketing	Albertville, Ala. (Albertville HS)
2	Lawson Schaffer	G	5-11	161	So.	Marketing	Cullman, Ala. (Cullman HS)
3	Corban Collins%	G	6-2	195	Gr.	Sports Business Management (Master's)	High Point, N.C. (Morehead State)
4	Daniel Giddens#	F/C	6-10	236	So.	Financial Planning	Mableton, Ga. (Ohio State)
5	Avery Johnson Jr. <sup>^</sup>	G	5-11	186	So.	Marketing	Houston, Texas (Texas A&M)
10	Jimmie Taylor	F	6-10	250	Sr.	Criminal Justice	Greensboro, Ala. (Greensboro HS)
11	Shannon Hale	F	6-8	235	Sr.	Communication Studies	Johnson City, Tenn. (Christ School)
12	Dazon Ingram	G	6-5	205	R-Fr.	Management	Theodore, Ala. (Theodore HS)
21	Bola Olaniyan%	F	6-7	235	Gr.	Sports Business Management (Master's)	Lagos, Nigeria (Southern Illinois)
22	Ar'Mond Davis	G	6-6	193	Jr.	General Studies	Tacoma, Wash. (College of Southern Idaho)
23	Brandon Austin	G	6-5	204	So.	Criminal Justice	Montgomery, Ala. (Carver-Montgomery HS)
25	Braxton Key	F	6-8	225	Fr.	Managament	Charlotte, N.C. (Oak Hill Academy)
33	Landon Fuller	F	6-8	230	Fr.	Bio Chemistry/Pre Med	Brentwood, Tenn. (Brentwood Academy)
35	Donta Hall	F	6-9	223	So.	Human Performance Exercise Science	Luverne, Ala. (Luverne HS)

# Will sit out the 2016-17 season per NCAA transfer rules

% Fifth-year graduate transfer

<sup>^</sup> Sat out 2015-16 season as transfers and eligible to suit up in 2016-17

## COACHING STAFF

**Head Coach:** Avery Johnson (2nd season)/Southern, 1988

**Associate Head Coach:** John Pelphrey (1st season)/Kentucky, 1989

**Associate Head Coach:** Bob Simon (2nd season)/Eastern Michigan, 1989

**Assistant Coach:** Antoine Pettway (9th season)/Alabama, 2004

**Associate AD:** Kobie Baker (2nd season)/Talladega, 1998

**Director of Operations:** Colton Houston (7th season)/Harvard, 2004

**Director of Player Development:** David Miller (2nd season)

**Strength & Conditioning Coach:** Lou DeNeen (4th season)

**Athletic Trainer:** Clarke Holter (2nd season)

**Video Coordinator:** Alex Fain (3rd season)

## 2016-17 PRONUNCIATION GUIDE

## PLAYERS

Ar'Mond Davis	our-MOND
Shannon Hale	HAIL
Donta Hall	Don-TAY
Dazon Ingram	DAY-zahn
Bola Olaniyan	BOE-la OH-lonnie-yawn
Lawson Schaffer	SHAY-fer

## COACHES

Antoine Pettway	PETT-way
Lou DeNeen	Duh-NEEN

## ALABAMA INKS NATION'S NO. 3 SIGNING CLASS — TOP-RANKED RECRUITING CLASS IN PROGRAM HISTORY

It was a landmark Signing Day for The University of Alabama men's basketball program, as head coach Avery Johnson officially announced the Tide's 2017 class on Nov. 11. The Crimson Tide's five-man signing class is rated as high as No. 3 in the country according to Scout.com and Rivals.com, which is the highest-ranked signing class in program history. Meanwhile, 247sports.com and ESPN.com ranks the Tide's class as the fourth-best in the nation.

The five newest members of the Alabama men's basketball program include guards Herb Jones, John Petty and Collin Sexton and forwards Alex Reese and Galin Smith. All five were rated as either four- or five-star recruits, while all were top-100 recruits in the nation, according to Rivals.com.

Alabama not only nabbed the three top recruits in the state of Alabama in Petty, Reese and Jones, but also the top player in the state of Georgia in Sexton and the top big man in the state of Mississippi in Smith.

**HERB JONES | G | 6-7 | 185 | Greensboro, Ala.**

Jones started for the varsity team at Sunshine High School as a ninth and 10th grader, playing under his father, Walter Jones, before transferring to Hale County High School to close out his final two years. Jones is ranked as the No. 17 shooting guard in the nation according to 247Sports.com, and he's the No. 74 prospect in the country reported by Rivals.com. Capable of playing multiple positions, Hoopseen.com has Jones ranked as the No. 2 prospect in the state of Alabama, while he's ranked as the top small forward in the state and the No. 8 small forward in the southern region according to Scout.com. In 2015 – his final season at Sunshine HS – Jones led his team to the Alabama State High School Association Class 1A finals. A talented wing player, Jones saw the court on Sunshine's varsity basketball team as early as the seventh grade and he became a consistent contributor to the varsity team as an eighth grader. Last season playing for Hale County, Jones averaged 15.7 points, 7.1 rebounds, 3.1 assists and 2.9 steals per game. Jones is a two-time first team all-state honoree according to the Sports Writers Association (ASWA), earning a spot on the 1A Honorable Mention All-State Team in 2015, followed by 3A second team all-state honors last season.

**JOHN PETTY | G | 6-5 | 180 | Huntsville, Ala.**

Petty comes to Alabama as a consensus five-star recruit and top-30 player in the nation. Petty played his first three years at J.O. Johnson High School under head coach Jack Doss. After the closing of J.O. Johnson, Petty will close out his prep career at Jemison High School in Huntsville, Ala. Petty, who was named 2016 Mr. Basketball in the state of Alabama by the ASWA, is ranked as the top player from the state, while he is ranked the No. 3 shooting guard in the southern region

and the top shooting guard in Alabama according to Scout.com. ESPN.com has Petty listed as No. 25 in their top-100 prospects list, No. 8 regionally and the No. 7 two-guard in the nation. Last season, Petty averaged 19.9 points, 7.1 rebounds, 4.1 assists, 1.8 blocks and 1.8 steals per game while leading J.O. Johnson to a second consecutive 5A state championship in the program's final year. He was named to AL.com's Super All-State Player of the Year, Gatorade Alabama Boys Basketball Player of the Year and Huntsville Region Player of the Year. In addition, Petty was tabbed the 5A state tournament Most Outstanding Player and also earned a spot on the All-Huntsville Region Boys basketball team.

**ALEX REESE | F | 6-9 | 225 | Pelham, Ala.**

Reese played at Pelham High School under the direction of head coach Joel Floyd. According to Scout.com, Reese was ranked No. 59 overall in the 2017 class, No. 7 nationally at the power forward position and the top-ranked player in the region. ESPN.com has Reese ranked as the No. 3 prospect in the state of Alabama. Last season, Reese earned first team all-state honors by the ASWA after he averaged 25.4 points, 10.9 rebounds and 1.0 blocks per game during his junior season. Reese, who earned a spot on the USA Basketball Junior National Team in 2015, was selected to AL.com's first team All-Birmingham list last year and was a finalist for the 6A Player of the Year following his junior season.

**COLLIN SEXTON | G | 6-2 | 182 | Pebblebrook, Ga.**

McDONALD'S ALL-AMERICAN - Is Alabama's 11th McDonald's All-American in program history. Sexton is a point guard who plays his high school ball at Pebblebrook under head coach George Washington. The five-star athlete

is a consensus top-10 player in the country and is ranked as high as No. 2 point guard prospect in the country and the No. 7 player nationally by 247Sports.com. Furthermore, Sexton ranks No. 9 in the nation according to Scout.com, while ESPN.com ranks him as the 10th-best player in the country. This past summer, Sexton starred for Team USA in the FIBA U17 Championships, leading the team to a Gold Medal at the event. As a result, he was named the FIBA Championship's Most Valuable Player while leading the team in scoring and assists. Sexton has proved to be an offensive threat, as he was the top scorer in the 2016 EYBL, averaging 30.1 points per game. Last season, Sexton navigated his team to the state semifinals, as he averaged 28.3 points, 7.4 rebounds, 2.9 assists and 2.1 steals per game. As a result, the Atlanta Journal Constitution selected him as a member of the 2016 All-State Class 6A first team, was named the Cobb County Player of the Year and was a member of the 2016 All-Cobb County first team.

**GALIN SMITH | F | 6-9 | 220 | Clinton, Miss.**

Smith is a standout performer at Clinton High School under head coach and school athletic director Clay Norton. Smith is ranked as the top big man and the No. 2 overall player in the state of Mississippi, according to 247Sports.com. The same site also ranks Smith as the No. 22 center in the nation in the 2017 class. Last season, Smith averaged 21.7 points, 11.3 rebounds, 5.1 blocks and 1.5 assists per game on his way to earning first team all-state honors as a junior. He was selected to be on the 2016 North/South Basketball Boys All-Star Team for the state of Mississippi and also earned a spot on the 2016 "Dandy Dozen," awarded to the top 12 high school players in Mississippi.

## TALE OF THE TAPE: ALABAMA VS. ARKANSAS

ALABAMA-ARKANSAS  
SERIES INFORMATION

Overall Series Record.....Arkansas leads, 31-28  
 Last five contests.....Arkansas leads, 3-2  
 Last 10 contests.....Alabama leads, 6-4  
 Most points by Alabama.....109, Jan. 30, 2002  
 Fewest points by Alabama.....33, Dec. 27, 1949  
 UA Largest Win Margin.....25, Jan. 30, 2002  
 Most points by Arkansas .....102, Feb. 16, 1994  
 Fewest points by Arkansas.....41, Dec. 27, 1949  
 Arkansas Largest Win Margin.....29, Jan. 20, 2001  
 At Arkansas .....6-18  
 At Alabama.....19-6  
 At Coleman Coliseum .....19-6  
 Neutral site .....3-7  
 Series Streak .....Arkansas won 2  
 First Meeting.....1947  
 Last Meeting.....March 2, 2016

## BY THE NUMBERS

**2**

Alabama ranks second in the SEC and 26th in the nation in rebounding margin, outrebounding the competition by an average of 6.0 rebounds per game (38.8-32.8) entering the Arkansas game.

**2**

According to the NCAA, the Crimson Tide ranked second in the nation in "Largest Increase for Average Attendance from Previous Year," improving 2,934 fans per game from 10,176 in 2014-15 to 13,110 in 2015-16.

**4**

Alabama was one of 15 teams nationally that defeated four AP top-25 teams last year – the first time since 2001-02 that UA recorded at least four wins against top-25 competition. The wins included vs. then-No. 20 Wichita State (64-60) on Nov. 27, then-No. 17 Notre Dame (74-73) on Nov. 29, then-No. 19 South Carolina (73-50) on Jan. 13 and then-No. 15 Texas A&M (63-62) on Feb. 10.

**5**

Alabama recorded five sellouts last season. It was the most games sold out in a single season at Alabama since selling out six during the 2006-07 campaign.

**7.1**

For the season, the Alabama bench has been outscored by its counterparts in just six games, which has resulted a +7.1 points per game (27.9-20.8).

**13**

The Crimson Tide won 13 games that were decided by less than 10 points last year, with seven of those games coming down to the game's final possession. The Tide had a record of 13-8 in games decided by 10 or fewer points and 5-2 in one-possession games last season.

**18**

Avery Johnson's 18 wins last season tied him for the most wins by a first year head coach at The University of Alabama. Wimp Sanderson won 18 games during his first year in 1980-81.

**23**

The Alabama defense is holding the opposition to just 63.2 points per game on the season. The ranks second in the SEC and 23rd in the nation.

**62**

Number of games Alabama has won in league play over the past seven years. UA ranks third in the league, trailing only Kentucky (89) and Florida (79). UA is alone in third, followed by Georgia (60), Ole Miss (60), Arkansas (60) and Vanerbilt (57).

**62**

Alabama's magic number this season is 62. The Tide is a perfect 12-0 this season when holding the opposition to 62 or fewer points in a game, but falls to 1-7 when giving up more than 62 points.

## 2016-17 STATISTICAL LEADERS

ALABAMA		CATEGORY	ARKANSAS	
Braxton Key	11.9	Scoring	14.0	Dusty Hannahs
Braxton Key	6.0	Rebounding	8.0	Moses Kingsley
Dazon Ingram	3.8	Assists	2.4	Daryl Macon
Dazon Ingram	1.1	Steals	1.3	Manuale Watkins
Jimmie Taylor	1.7	Blocks	2.6	Moses Kingsley
Braxton Key	81	Field Goals	94	Dusty Hannahs
Braxton Key	182	Field Goal Attempts	220	Dusty Hannahs
Donta Hall	.676	Field Goal Percentage	.633	Trey Thompson
Corban Collins	29	3-Point Field Goals	37	Daryl Macon
Riley Norris	80	3-Point Field Goal Attempts	105	Dusty Hannahs
Dazon Ingram	.423	3-Point Field Goal Percentage	.411	Anton Beard
Dazon Ingram	70	Free Throws	82	Daryl Macon
Dazon Ingram	108	Free Throw Attempts	97	Moses Kingsley
Ar'Mond Davis	.875	Free Throw Percentage	.891	Daryl Macon

## ABOUT ALABAMA'S OPPONENT – ARKANSAS

- Alabama and Arkansas will meet for the 60th time in series history with the Razorbacks owning a narrow 31-28 lead. Arkansas has won consecutive games over the Crimson Tide heading into Wednesday night's contest. Despite the two-game losing streak, Alabama has still won five of the last eight games played between the two teams.
- The Tide has won only one game in Bud Walton Arena dating back to the 2004-05 season, going 1-9 since then. The lone victory came on Feb. 23, 2012, with the Tide capturing a 79-68 victory in Fayetteville.
- Head coach Mike Anderson, who was Arkansas' 12th head men's basketball coach in program history on March 23, 2011, is one of just 10 current Division I coaches with 10-plus years of head coaching experience and no losing seasons. Anderson and Thad Matta are the only coaches to accomplish the feat during stops at three different institutions. Now in his sixth season with the Razorbacks, Anderson owns a record of 118-69 (.634) and a 318-167 (.657) in 15 seasons as a head coach.
- Arkansas checks in at No. 29 in the daily NCAA RPI with wins in four of the last five games. The Razorbacks have a 6-4 record against the top 100 RPI and have 10 wins against top 150 RPI teams. The SEC has five top-50 teams and 11 teams in the top 100.
- The Razorbacks are tied for second in the country with 20 games scoring 70-plus points this year. A 62-60 road win at Texas A&M is Arkansas' only game this season without reaching the 70-point plateau.
- Senior Dusty Hannahs leads four Razorbacks in double-figure scoring with 14.0 ppg, while junior Daryl Macon is second with 13.3 ppg and leads the team in threes made (37) and free throw percentage (.891). Senior Moses Kingsley leads the team with 8.0 rebounds per game and a league-leading 2.6 blocks per game. Junior guard Jaylen Barford also averaged double figures with 11.0 points per game.
- Arkansas probable starters (starting five from last game):** Guards: Jaylen Barford (11.0 ppg, 3.6 rpg, 1.9 apg), Daryl Macon (13.3 ppg, 3.1 rpg), Anton Beard (9.5 ppg, 2.2 apg, .411 3FG%). Forwards: Arlando Cook (3.6 ppg, 2.5 rpg), Moses Kingsley (12.1 ppg, 8.0 rpg, 2.6 bpg).

## LAST TIME OUT: ALABAMA 71, MISSISSIPPI STATE 62 (TUSCALOOSA, ALA.)

**Official Basketball Box Score -- Game Totals -- Final Statistics**  
**Mississippi State vs Alabama**  
**1/28/17 5:01 p.m. CT at Tuscaloosa, Ala. (Coleman Coliseum)**
**Mississippi State 62 • 13-7, 4-4**

#	Player	Total		3-Ptr		Rebounds			PF	TP	A	TO	Blk	Stl	Min
		FG	F-GA	FG	F-GA	FT	FTA	Off Def Tot							
35	Holman, Aric	f	2-7	0-1	0-0	3	6	9	3	4	0	1	1	0	31
34	Herard, Schnider	c	5-5	0-0	2-4	3	3	6	2	12	1	1	0	0	30
01	Peters, Lamar	g	4-12	2-6	3-5	0	0	0	3	13	3	8	0	2	34
04	Kegler, Mario	g	2-7	1-2	0-2	0	5	5	4	5	4	3	1	1	27
11	Weatherspoon, Q	g	4-14	1-4	2-2	2	5	7	4	11	1	4	0	1	35
02	Wright, Eli		2-3	0-1	1-1	1	0	1	1	5	0	0	0	0	15
03	Stapleton, Xavian		2-4	1-2	0-1	1	2	3	5	5	0	1	0	0	8
15	Ready, JJ		0-0	0-0	0-0	0	0	0	0	0	0	0	0	0	2
23	Carter, Tyson		1-3	0-0	2-2	1	0	1	2	4	2	0	0	1	10
45	Datcher, E.J.		1-1	0-0	1-2	1	0	1	0	3	0	0	0	0	8
Team						2	5	7							
Totals			23-56	5-16	11-19	14	26	40	24	62	11	18	2	5	200

FG % 1st Half: 11-31 35.5% 2nd half: 12-25 48.0% Game: 23-56 41.1%  
 3FG % 1st Half: 1-6 16.7% 2nd half: 4-10 40.0% Game: 5-16 31.3%  
 FT % 1st Half: 6-7 85.7% 2nd half: 5-12 41.7% Game: 11-19 57.9%

Deadball  
Rebounds  
2

**Alabama 71 • 13-7, 6-2**

#	Player	Total		3-Ptr		Rebounds			PF	TP	A	TO	Blk	Stl	Min
		FG	F-GA	FG	F-GA	FT	FTA	Off Def Tot							
01	Norris, Riley	f	4-11	3-5	2-2	0	2	2	2	13	1	1	1	1	34
21	Olaniyan, Bola	f	3-4	0-0	0-0	5	6	11	3	6	0	0	0	3	22
25	Key, Braxton	f	4-13	1-4	10-14	3	6	9	2	19	1	5	1	1	34
35	Hall, Donta	f	1-3	0-0	4-4	1	5	6	2	6	1	1	3	0	22
12	Ingram, Dazon	g	1-9	1-3	12-12	1	0	1	1	15	6	2	0	3	33
03	Collins, Corban		1-4	1-3	2-2	0	0	0	3	5	1	1	0	0	18
05	Johnson Jr, Avery		1-5	0-3	0-0	0	1	1	3	2	0	1	0	0	13
10	Taylor, Jimmie		2-3	0-0	1-2	1	4	5	2	5	1	1	2	3	24
Team						1	1	2							
Totals			17-52	6-18	31-36	12	25	37	18	71	11	13	7	11	200

FG % 1st Half: 10-26 38.5% 2nd half: 7-26 26.9% Game: 17-52 32.7%  
 3FG % 1st Half: 3-9 33.3% 2nd half: 3-9 33.3% Game: 6-18 33.3%  
 FT % 1st Half: 11-11 100.0 2nd half: 20-25 80.0% Game: 31-36 86.1%

Deadball  
Rebounds  
2

Officials: Karl Hess, Marc Ellard, Rob Rorke  
 Technical fouls: Mississippi State-TEAM. Alabama-None.  
 Attendance: 15383

Score by periods	1st	2nd	Total
Mississippi State	29	33	62
Alabama	34	37	71

Points	In Paint	Off T/O	2nd Chance	Fast Break	Bench
MS	34	12	12	2	17
UA	18	23	16	2	12

Last FG - MS 2nd-00:00, UA 2nd-00:58.  
 Largest lead - MS by 5 1st-15:29, UA by 12 2nd-16:57.  
 MS led for 13:39. UA led for 23:57. Game was tied for 02:24.

Score tied - 7 times.  
 Lead changed - 9 times.

**TUSCALOOSA, Ala.** – The Alabama men's basketball team outscored Mississippi State 14-4 over the game's final six-plus minutes to pull out a 71-62 victory over Mississippi State in front of a sellout Coleman Coliseum crowd on Saturday night. With the win, the Tide improved to 13-7 on the season and 6-2 in Southeastern Conference play, which marks its best start in league play since the 2012-13 campaign.

The Tide set season highs in free throws attempted (36), free throws made (31) and free throw percentage (86 percent) en route to the nine-point victory. Redshirt freshman Dazon Ingram, who entered the contest as a 60-percent free throw shooter, went 12-of-12 from the line on his way to 15 points. Freshman Braxton Key led the Tide with 19 points while adding nine rebounds. Junior Riley Norris added 13 points, while senior Bola Olaniyan had a game-high 11 rebounds.

Alabama got out to a slow start including a three-minute stretch without a field goal. After trailing 13-12 midway through the first half, the Tide took its first lead of the night, 17-15, on a Riley Norris three-pointer with 8:10 to play. The teams then traded baskets with neither gaining more than a three-point lead. Alabama ended the half with a 10-2 run over the final 2:50 to turn a 24-27 deficit into a 34-29 lead at the break.

The Tide went a perfect 11-of-11 from the free throw line in the first 20 minutes and outrebounded the Bulldogs, 20-17. Alabama held Mississippi State (13-7, 4-4 SEC) to just 35 percent shooting, but struggled itself, shooting just 38 percent from the field and turning the ball over nine times.

Alabama kept up the momentum out of the break with a 7-0 run over the first 3:37 of the second half, but then went cold and failed to make a field goal for nearly five minutes. The Bulldogs took advantage, using a 17-5 run over a span of 4:14 to take a 58-57 lead with 6:05 to play. However, Key immediately answered with a three-point basket that began a run of 13 consecutive points by Alabama to take control of the game.

The Tide stayed perfect when holding the opposition to 62 points or less, improving to 12-0 in such contests. Alabama's defense collected seven blocks and scored 23 points off 18 Mississippi State turnovers.

Lamar Peter led Mississippi State with 13 points, while Schnider Herard ended with 12.

## WHO'S HOT?


**#1 RILEY NORRIS**  
**G/F | JR.**

Last 5 games  
 14.2 ppg  
 3.2 rpg  
 33.8 mpg

.480 FG% (24-50)  
 .462 3FG% (12-26)


**#25 BRAXTON KEY**  
**F | FR.**

Last 6 games  
 17.5 ppg  
 7.2 rpg  
 2.1 apg  
 31.8 mpg

.385 3FG% (10-26)  
*Owens 4 games of scoring 18 or more points during stretch*


**#12 DAZON INGRAM**  
**G | R-FR.**

Last 10 games  
 10.5 ppg  
 5.3 rpg  
 3.8 apg  
 27.2 mpg

.429 FG% (27-63)  
 .500 3FG% (6-12)



**MILESTONES  
2015**

Louisiana Sports HOF

**2009**

San Antonio Spurs HOF

**2006**

NBA Coach of the Year

**2006**NBA Western Conference  
All-Star Coach**1999**NBA Champion  
(San Antonio Spurs)**1987 & 1988**2x SWAC Player of the Year  
2 NCAA Tournaments**BY THE NUMBERS  
4,474**San Antonio Spurs  
All-Time Assist Leader and  
Ranks 28th in NBA History**16**

Total Number of NBA Seasons

**12.0**Career Assist Average at South-  
ern University (1987-88) – an  
NCAA Record That Still Stands**6**San Antonio Spurs Retired  
Johnson's No. 6 Jersey  
on Dec. 22, 2007**2**One of Only Two Players  
(Calvin Murphy) Under 6-feet  
in Height to Play Over 1,000  
Games in the NBA**ON THE BENCH****JOHN PELPHREY**

Associate Head Coach



First season with staff and brings more than 20 years of assistant and head coaching experience to the Tide at the Division I level ... not only adds someone who boasts multiple years as an assistant coach in the SEC (Florida from 1996-2002 and 2011-15), but also brings nine years of head coaching experience (South Alabama from 2002-07 and Arkansas from 2007-11) ... has spent 14 of his 22 years as a coach in the SEC.

**BOB SIMON**

Associate Head Coach



Came to Alabama from Providence and brings more than 20 years of collegiate coaching experience to the Tide ... helped the Friars make back-to-back NCAA Tournament appearances in 2014 and 2015, a BIG EAST Championship in 2014 and reach the NIT Quarterfinals in 2013 ... was instrumental in helping bring in two top-25 recruiting classes to Providence.

**ANTOINE PETTWAY**

Assistant Coach



Former Crimson Tide star that was an integral part of the Tide's Elite Eight run in 2004 ... promoted to assistant coach at the end of the 2013 season ... was a former walk-on before earning a scholarship ... prior to his promotion, spent three seasons as the director of operations ... graduated in 2004.

**LOU DENEEN**

Strength and Conditioning



Is in his fourth season with the Crimson Tide ... boasts over 30 years of experience that he brings to the Capstone ... prior to coming to Alabama, spent six years at UAB.

**CLARKE HOLTER**

Athletic Trainer



Now in his second season as the Crimson Tide athletic trainer ... came to The Capstone after spending six years at Ole Miss ... helped the Rebels to the 2013 SEC Tournament title, as well as a pair of NCAA Tournament appearances.

**AVERY  
JOHNSON**

Head Coach

Second Season

SOUTHERN, 1988

**CAREER HISTORY AND RESULTS****UNIVERSITY OF ALABAMA, HEAD COACH, 2015-PRESENT**

Year	Record	Pct.	SEC Record	Pct.	Postseason/Honors
2015-16	18-15	.545	8-10	.444	NIT First Round
2016-17	13-7	.650	6-2	.750	
<b>Total (2)</b>	<b>31-22</b>	<b>.585</b>	<b>14-12</b>	<b>.538</b>	

**DALLAS MAVERICKS HEAD COACH, 2005-08**

Year	Record	Pct.	Western Conference Finish	Postseason/Honors
2004-05	16-2	.889	2nd in Southwest	NBA Playoffs (2nd Round) NBA Coach of the Month (April)
2005-06	60-22	.732	2nd in Southwest	NBA Finals NBA Coach of the Year Western Conference All-Star Game Coach 2x NBA Coach of the Month (November & January)
2006-07	67-15	.817	1st in Southwest	NBA Playoffs (1st Round)
2007-08	51-31	.622	4th in Southwest	NBA Playoffs (1st Round)
<b>Total (4)</b>	<b>194-70</b>	<b>.735</b>		

**BROOKLYN/NEW JERSEY HEAD COACH, 2010-12**

Year	Record	Pct.	Eastern Conference Finish	Postseason/Honors
2010-11	24-58	.293	4th in Atlantic	
2011-12	22-44	.333	5th in Atlantic	
2012-13	14-14	.500	--	
<b>Total (3)</b>	<b>60-116</b>	<b>.341</b>		
NBA Career (7)	254-186	.577		2006 NBA Coach of the Year
Overall Career (8)	285-208	.578		1999 NBA Champion (San Antonio Spurs) 3X NBA Coach of the Month 2015 Louisiana Sports Hall of Fame 2009 San Antonio Hall of Fame

San Antonio Retired Johnson's Number 6 on 12/22/07  
San Antonio Spurs all-time assist leader (4,474)

Avery Johnson, who enters his second season with the Crimson Tide, was introduced as Alabama's 20th head men's basketball coach on April 6, 2015. Johnson, who led the San Antonio Spurs to the 1999 NBA title and was named the 2006 NBA Coach of the Year, came to the Capstone after a successful coaching career in the NBA.

Johnson's first year at Alabama turned many heads in the college basketball world as it didn't take long for fans and student-athletes alike to heed his motto "Buckle Up" in reference to the excitement he expects his tenure will offer. During the 2015-16 season, his inaugural as a collegiate head coach, Johnson gave a glimpse of just that. The Crimson Tide finished with an 18-15 record and earned an at-large selection to the 2016 National Invitation Tournament – Alabama's fifth postseason trip in the last seven years.

The fan support was tremendous throughout the year. Helped by reseating the student section to create a better in-game atmosphere, Alabama averaged a school record 13,110 fans per game – a number that ranked 22nd-best in the nation. Furthermore, the Tide also sold out five home games, which was the most sellouts in a single year since the 2006-07 season.

On the court, Alabama knocked off four teams that were ranked in the Associated Press' Top 25 during the 2015-16 campaign which led the SEC. It marked the first time since 2001-02 that an Alabama team recorded four AP Top 25 victories in the regular season.

Johnson owned an NBA coaching record of 254-186 (.577) after spending four seasons with the Dallas Mavericks (2004-08) and two-plus seasons with the Brooklyn Nets (2010-13).

During his time in Dallas, Johnson led the Mavericks to the postseason in each of his three-plus seasons as head coach. He led the Mavericks to a record of 194-70 (.735) and set the record for reaching the 50-win plateau (62 games) and the 150-win plateau (191 games) the fastest.

## ALABAMA MEN'S BASKETBALL QUICK HITS

## TEAM

Alabama won for the eighth time in its last 10 games when it captured a 71-62 victory over Mississippi State last Saturday night. With the win, the Tide swept the season series from the Bulldogs, taking a 68-58 win in Starkville, Miss., back on Jan. 3. **In addition, Alabama won for the sixth time in eight games to begin SEC play. The last time the Crimson Tide started conference play with a 6-2 record came during the 2012-13 campaign.**

Alabama freshman forward Braxton Key is one of seven freshmen from around the country who currently leads his team in both scoring and rebounding. Key, who scored a career-high 26 points in the win at Georgia (1/25), is averaging 11.9 points and 6.0 rebounds per game. Those numbers have increased during league play, as the High Point, N.C., native tops the Tide with 15.1 points and 7.5 rebounds per contest. He comes into the Arkansas game having scored 18 or more points in three straight and four of his last six games.

Alabama has a record of 8-2 over its last 10 contests entering this week's action. **Over the 10-game stretch, the Tide is outscoring the opposition by 7.2 points per game (70.8-63.4) and outrebounding foes by 9.0 rebounds a game (41.7-32.7). During the span, Alabama is shooting .420 from the floor and .340 from beyond the arc, while holding the opposition to just .400 from the field and .343 from deep.**

After not having a player reach the 20-point mark in the Tide's first 14 games, three different players have achieved the feat four different times over the six games since. Freshman Braxton Key went for 24 points in Alabama's loss to then-No. 23 Florida (1/10) and established a new career-high with 26 points in the win at Georgia (1/25), while Corban Collins (24) and Riley Norris (20) reached the mark at LSU (1/14).

Alabama has established itself as one of the top rebounding teams, not only in the SEC but also in the country. Coming into the Arkansas game, the Crimson Tide is outrebounding the opposition by an average of 6.0 rebounds per game (38.8-32.8), which ranks second in the league and 36th in the nation. Those numbers have increased during conference play, as the Tide has only been outrebounded once through its eight league contests this year (vs. Mississippi State on Jan. 28). **Alabama is outrebounding SEC foes by an average of 7.6 rebounds a game (40.1-32.5), nearly a full rebounds better than the rest of the field. Alabama currently ranks atop the league in SEC games only in nearly all of the rebounding statistics (SEC rankings on page 10).**

The Tide boasts two games of 50 or more rebounds (53 vs. Stetson and 50 vs. Vanderbilt) this season. The last time an Alabama team had 50 or more rebounds in a game came when the Tide pulled down 51 boards on Nov. 23, 2011, against Alabama A&M. The last time Alabama pulled down at least 53 boards came on Nov. 12, 2010, with 58 boards against Florida A&M. Finally, the last time the Tide collected 50 or more rebounds in a game twice in the same season came during the 2008-09 campaign when Alabama pulled down 51 vs. Alabama A&M on Dec. 2, 2008, and 54 vs. Mississippi State on Feb. 21, 2009.

Alabama is a perfect 12-0 on the year when holding opponents to 62 or fewer points in a game. However, the Tide falls to 1-7 when giving up more than 62 points to the opposition.

Through 20 games, Alabama has proven to be a deep team. The Tide boasts 11 players averaging at least 10 minutes per game (10 of which are currently active). Moreover, Alabama has just one player averaging double figures (Braxton Key, 11.9 ppg). **The Crimson Tide, however, brings a balanced scoring attack as eight other players average between 4.5 and 9.8 points per game.**

Alabama ranks among the league leaders in the following categories: Rebounding defense (1st, 32.8), rebounding margin (2nd, +6.0), scoring defense (2nd, 63.2), field goal percentage defense (4th, .406), rebounding offense (4th, 38.8), scoring margin (5th, +5.9) and steals per game (6th, 6.8).

Nationally, the Tide ranks 24th in scoring defense, 36th in rebounding margin, 48th in field goal percentage defense, 52nd in blocks per game and 55th in offensive rebounds per game (12.35).

Entering the season, head coach Avery Johnson stressed the importance of improving his team's ability to take care of the ball and it appears the team has made significant strides in that area. **Through 20 games last season, the Tide had a -0.9 turnover margin (Alabama averaged 14.0 turnovers, compared to 13.1 by its opponents). This season, Alabama is forcing the opposition into an average of 15.0 turnovers per game, compared to 13.7 turnovers a contest by Alabama, which equates to a +1.3 edge in turnover margin.**

The Tide's seven newcomers have made quite an impact this season, as the team's top three scorers are either redshirts or were not on the team a year ago. **The seven players are combining to average 48.0 of Alabama's 69.1 points per game – approximately 69 percent of the team's total scoring output.** In addition, the newcomers are combining for approximately 61 percent of the team's rebounding total (23.8 of UA's 38.8 rebounds per game) and 80 percent of the assist total (189 of UA's 235 total assists).

## 3-POINT CHALLENGE TO RAISE MONEY FOR CANCER RESEARCH

Alabama men's basketball head coach Avery Johnson joined over 4,000 basketball coaches and staff from across the country for Coaches vs. Cancer Suits and Sneakers Awareness Week, Jan. 23-29, 2017. Fans are encouraged to join Johnson's Coaches vs. Cancer 3-Point Challenge team to help raise funds for the American Cancer Society.



With the launch of the 3-Point Challenge, fans will have the opportunity to pledge a monetary amount for every 3-pointer made now through March 5. The funds raised will help the American Cancer Society continue its mission to improving and saving lives by doing the most to help people with cancer today and working tirelessly to find cures for the disease tomorrow.

Fans can join Johnson's Coaches vs. Cancer 3-Point Challenge PLEDGE IT campaign and donate for every made 3-pointer by visiting: [pledgeit.org/cvc-alabama](http://pledgeit.org/cvc-alabama).

## QUICK FACTS

## University

Location	Tuscaloosa, Ala.
Founded	April 12, 1831
Enrollment	37,655
Conference	Southeastern
Colors	Crimson and White
President	Dr. Stuart R. Bell
Athletic Director	Bill Battle
Faculty Athletics Representative	Dr. James King
Arena	Coleman Coliseum (15,383)

## Coaching Staff

Head Coach	Avery Johnson
Alma Mater	Southern, 1988
Record at Alabama	Second season
College Career Record	31-22 (2 seasons)
NBA Career Record	254-186 (7 seasons)
Overall Career Record	285-208 (9 seasons)
Associate Head Coaches	
	Bob Simon (Eastern Michigan, 1989)
	John Pelphrey (Kentucky, 1991)

## Assistant Coach

	Antoine Pettway (Alabama, 2004)
Associate AD/Men's Basketball	Kobie Baker
Director of Operations	Colton Houston
Strength and Conditioning	Lou DeNeen
Director of Player Development	David Miller
Video Coordinator	Alex Fain
Graduate Assistant	Blake Gray
Athletic Trainer	Clarke Holter
Executive Asst. to Avery Johnson	Brenda Holt
Administrative Asst.	Mary Margaret Strickland

## Team Information

2015-16 Record	18-15
2015-16 SEC Record/Finish	8-10/10th
2015-16 H/A/N Record	10-5/5-8/3-2
Starters Returning/Lost	2/3
Letterwinners Returning/Lost	8/4
Newcomers	6*

\* includes two transfers who sat out last season

## Program History

All-Time Record	1,631-1,006-1 (.618)
SEC Record	771-590 (.565)
SEC Tournament Record	62-50 (.554)
SEC Championships	7
	(1934, 56, 74t, 75t, 76, 87, 02)
SEC Divisional Championships	3
	(2002, 05, 11)
SEC Tournament Championships	6
	(1934, 82, 87, 89, 90, 91)
NCAA Appearances	19
	(1975, 76, 82, 83, 84, 85, 86, 87!, 89, 90, 91, 92, 94, 95, 02, 03, 04, 05, 06, 12)
NCAA Record	18-19! (.468)
NIT Appearances	14
	(73, 77, 79, 80, 81, 93, 96, 99, 01, 07, 11, 13, 15, 16)
NIT Record	24-17 (.585)

! 1987 NCAA Tournament appearance and record (2-1) were vacated

## Media Relations

Basketball Contact	Aaron Jordan
Director of Basketball Communications	
Office	205-348-6084
Mobile	205-913-1979
E-mail	<a href="mailto:ajordan@ia.ua.edu">ajordan@ia.ua.edu</a>
Fax	205-348-8841
Website	<a href="http://www.rolltide.com">www.rolltide.com</a>
Mailing Address	1201 Coliseum Drive
	Room 170
	Tuscaloosa, AL 35487

## ALABAMA COMPETING IN 104TH SEASON OF BASKETBALL

- Alabama has begun its 104th season of basketball in 2016-17.
- The Tide has an all-time record of 1,631-1,006-1 (.618), which includes a 771-589 (.565) record in SEC play.
- Alabama ranks second in the SEC in league victories and all-time winning percentage.
- UA has made 33 NCAA (19) or NIT (14) appearances and has won seven SEC regular-season titles and six SEC Tournament championships.

## SCOUTING ALABAMA

- Alabama will travel to Fayetteville, Ark., to take on the Arkansas Razorbacks on Wednesday night. It will mark the lone meeting between the two teams this season.
- Alabama has 11 players that average double-digit minutes (10 of which are active) and eight guys who average between 5.5 and 11.9 points per game. The Tide's top two scorers are both freshmen, while six of the top seven are underclassmen.
- True freshman Braxton Key, who recorded a career high of 26 points in the win at Georgia on Jan. 25, leads the Tide in scoring (11.9 ppg), rebounding (6.0 rpg) and minutes (27.8 mpg). Key, who also ranks second in assists (2.0 apg), third in three-points field goal percentage (.373).
- Redshirt freshman Dazon Ingram leads the team in assists (3.9 apg), three-point field goal percentage (.423), assist-turnover ratio (1.5:1) and steals (1.1 spg), while ranking second in scoring (9.8 ppg) and minutes (26.8 mpg).
- Sophomore center Donta Hall tops the team in field goal percentage (.676), while ranking second in blocks (1.6 bpg) and rebounding (5.5 rpg). Graduate senior Corban Collins, who missed two games (Arkansas State and Stetson) with a groin injury, is fourth in scoring (7.7 ppg), leads the team in threes made (29) and is second in three-point field goal percentage (.382).
- As a team, Alabama is outscoring the competition by 5.9 points per game (69.1-63.2) and outrebounding opponents by 6.0 rebounds per game (38.8-32.8). The Tide is shooting .424 from the field and .328 from beyond the arc as a team. Alabama ranks second in the SEC and 36th nationally in rebounding margin. In addition, the Tide ranks second in the league and 23rd in the nation in scoring defense.
- Alabama owns a record of 5-4 in all road contests and is 3-3 in true road games, including an impressive 3-1 mark in road play in the SEC.

## BREAKING DOWN THE STARTING LINEUPS

OPPONENT (W/L)	G	G	G/F	F	F
Coastal Carolina (W)	Ingram	Collins	Norris	Hale	Taylor
Dayton (L)	Ingram	Collins	Norris	Olaniyan	Taylor
Ball State (W)	Ingram	Collins	Norris	Olaniyan	Taylor
vs. Valparaiso (L)	Ingram	Collins	Norris	Olaniyan	Taylor
vs. Saint Louis (W)	Ingram	Collins	Norris	Key	Taylor
Charleston Southern (W)	Ingram	Collins	King	Key	Taylor
at Texas (L)	Ingram	Collins	King	Key	Taylor
at Oregon (L)	Ingram	Collins	Key	Olaniyan	Hall
USC Upstate (W)	Ingram	Collins	Key	Olaniyan	Hall
Clemson (L)	Ingram	Collins	Key	Olaniyan	Hall
vs. Arkansas State (W)	Ingram	Johnson Jr.	Key	Norris	Hall
Stetson (W)	Ingram	Johnson Jr.	Key	Norris	Hall
at Mississippi State (W)	Ingram	Johnson Jr.	Key	Norris	Hall
Vanderbilt (W)	Ingram	Johnson Jr.	Key	Norris	Hall
Florida (L)	Ingram	Johnson Jr.	Key	Norris	Hall
at LSU (W)	Ingram	Johnson Jr.	Key	Norris	Hall
Missouri (W)	Ingram	Collins	Norris	Key	Hall
at Auburn (L)	Ingram	Collins	Norris	Key	Hall
at Georgia (W)	Ingram	Norris	Key	Olaniyan	Hall
Mississippi State (W)	Ingram	Norris	Key	Olaniyan	Hall

**Consecutive starts:** Ingram 20, Key 16, Hall 13, Norris 10, Olaniyan 2

**Career starts at Alabama:** Taylor 92, Hale 48, Norris 41, Ingram 27

**Number of different starting lineups:** 8

**Record by lineup (bold indicates most recent lineup):**

5-1	Ingram, Johnson Jr., Key, Norris, Hall
1-2	Ingram, Collins, Key, Olaniyan, Hall
1-2	Ingram, Collins, Norris, Olaniyan, Taylor
<b>2-0</b>	<b>Ingram, Norris, Key, Olaniyan, Hall</b>
1-1	Ingram, Collins, King, Key, Taylor
1-1	Ingram, Collins, Norris, Key, Hall
1-0	Ingram, Collins, Norris, Hale, Taylor
1-0	Ingram, Collins, Norris, Key, Taylor

## 2016-17 SPECIALTY STATS

Opponent	Pts off				
	Paint	T/O	2ndCh	FastB	Bench
COASTAL CAROLINA	14	8	10	2	22
ALABAMA	22	12	4	4	17
DAYTON	30	10	9	4	12
ALABAMA	32	12	12	6	27
BALL STATE	30	6	11	0	13
ALABAMA	28	26	10	6	59
vs. Valparaiso	20	24	7	2	8
ALABAMA	34	17	7	4	26
vs. Saint Louis	22	6	7	4	15
ALABAMA	20	26	9	2	23
CHARLESTON SO.	18	8	4	2	20
ALABAMA	30	28	11	14	46
at Texas	38	15	12	7	19
ALABAMA	28	7	6	2	33
at Oregon	24	21	6	11	19
ALABAMA	42	12	21	5	19
USC UPSTATE	20	6	9	0	21
ALABAMA	48	17	16	12	32
CLEMSON	24	19	6	6	23
ALABAMA	20	12	7	4	34
vs. Arkansas State	26	10	11	4	28
ALABAMA	40	18	13	12	27
STETSON	24	10	9	2	15
ALABAMA	46	17	13	12	21
at Mississippi State	24	19	4	4	24
ALABAMA	38	11	10	6	16
VANDERBILT	18	16	8	8	12
ALABAMA	26	14	18	4	36
FLORIDA	28	27	10	4	41
ALABAMA	30	10	14	2	17
at LSU	34	8	6	4	24
ALABAMA	20	25	13	2	33
MISSOURI	16	9	3	4	27
ALABAMA	22	12	14	0	27
at Auburn	26	17	12	7	36
ALABAMA	30	15	15	6	24
at Georgia	20	18	10	2	19
ALABAMA	26	17	10	2	29
MISSISSIPPI STATE	34	12	12	2	17
ALABAMA	18	23	16	2	12
at Arkansas					
ALABAMA					
AUBURN					
ALABAMA					
at South Carolina					
ALABAMA					
KENTUCKY					
ALABAMA					
at Missouri					
ALABAMA					
LSU					
ALABAMA					
GEORGIA					
ALABAMA					
at Texas A&M					
ALABAMA					
OLE MISS					
ALABAMA					
at Tennessee					
ALABAMA					
OPPONENT Totals	490	269	166	79	415
Average/Game	24.5	13.4	8.9	4.0	20.8
ALABAMA Totals	600	331	234	107	558
Average/Game	30.8	16.6	11.7	5.3	27.9



## ALABAMA-ARKANSAS - SERIES NOTES

- Wednesday's game between Alabama and Arkansas will be the 60th meeting in series history, with the Razorbacks owning a slim 31-28 edge in the all-time series. The Razorbacks have won three of the last four games in the series entering this year's only meeting between the two teams.
- Alabama has lost two straight games at Bud Walton Arena and owns an all-time record of 6-18 when playing at Arkansas. In fact, the Tide's lone win on the Razorbacks' home floor over the last nine games dating back to the 2004-05 season came on Feb. 23, 2012.
- Forty-nine of the 60 games played in the series have come as conference opponents.
- Despite losing two straight games, Alabama has won five of the last eight contests played between the two schools.
- The Crimson Tide is 3-2 in overtime contests against Arkansas. All five overtime games have come within the last 12 seasons.
- The series began during 1947-48 campaign.

## ALABAMA-MISSISSIPPI STATE: AN INSIDE LOOK AT THE NUMBERS

- What Won The Game For UA:** Alabama needed to find some offense after shooting just 32.7 percent from the field for the game, including 26.9 percent in the second half. The answer came from the unlikely place, the free throw line. Alabama entered the game ranked 332nd in the nation in free throw percentage. However, the Crimson Tide knocked down 86.1 percent of its shots from the charity stripe, converting 31-of-36 free throws on the night – all of which were season highs.
- The Difference Maker:** Dazon Ingram. The redshirt freshman guard only connected on 1-of-9 shooting from the field, but had a career-night at the free throw line. Ingram, who entered the game shooting 60-percent from the foul line, connected on all 12 of his free throw attempts and finished with 15 points to go along with six assists.
- The Wow Stat:** Alabama was outrebounded, 40-37, by Mississippi State. It was the first time in 11 straight games, including each of its previous seven league contests, the Tide lost the battle of the boards. For the year, Alabama has only been outrebounded in four games this season.
- Coach Avery Johnson Quote:** "This was a hard-fought victory for us tonight. We had stretches where we really looked like a good basketball team, and then we had stretches where we were playing around with the basketball. We had a couple of fast break opportunities we didn't convert and that is one of the reasons why we shot 32 percent from the field. But, the flip side of that, is we made our free throws tonight, and this was a great night for us to make them."

## 2016-17 RECORD WHEN

At home .....	8-3
On the road .....	3-3
At neutral sites .....	2-1
In SEC games .....	6-2
SEC home games .....	3-1
SEC road games .....	3-1
In non-conference games .....	7-5
In overtime .....	0-0

## In games decided by ...

5 points or less .....	2-1
6-10 points .....	2-3
11 points or more .....	9-3

Leading at the half .....	9-2
Trailing at the half .....	3-4
Tied at the half .....	1-1

Shooting 40% or better .....	10-5
Shooting less than 40% .....	3-2
Opp. better than 40% .....	5-7
Opp. 40% or less .....	8-0
Shooting same or better than opp. ....	9-0
Shooting worse than opp. ....	4-7

Outrebounding opp. ....	9-5
Opp. outrebounds UA .....	3-1
Rebounds are tied .....	1-1

70% or better on FT .....	3-1
less than 70% on FT .....	10-6
More FT att. than opp. ....	13-1
Less FT att. than opp. ....	0-5
Same FT att. as opp. ....	0-1

40% or better on 3PT .....	2-0
Less than 40% on 3PT .....	11-7

More turnovers than opp. ....	3-4
Less turnovers than opp. ....	10-1
Same turnovers as opp. ....	0-2

Scoring 80 or more points .....	3-0
Scoring 70-79 points .....	5-1
Scoring 60-69 points .....	5-4
Scoring 50-59 points .....	1-2
Scoring less than 50 points .....	0-0

Allowing 80 or more points .....	0-2
Allowing 70-79 points .....	0-2
Allowing 60-69 points .....	5-3
Allowing 50-59 points .....	7-0
Allowing less than 50 points .....	1-0

On Sunday .....	0-2
On Monday .....	0-1
On Tuesday .....	2-2
On Wednesday .....	4-0
On Thursday .....	2-0
On Friday .....	2-1
On Saturday .....	3-1

In November .....	4-2
In December .....	3-3
In January .....	6-2
In February .....	0-0
In March .....	0-0

## HARD HAT REPORT

## DUNK CHART

PLAYER	DUNKS	CAREER DUNKS
Hall	27	45
Key	13	13
Taylor	12	72
Ingram	5	8
Hale	3	18
Davis	2	2
Austin		3
Norris		4

## CHARGES TAKEN

PLAYER	CHARGES	CAREER CHARGES
Key	9	9
Norris	4	10
Ingram	4	7
Collins	3	3
Johnson Jr.	2	2
Davis	1	1
Hale		4
Taylor		2

## AND-1'S (converted/attempted)

PLAYER	AND-1'S	CAREER AND-1'S
Ingram	4/4	4/5
Collins	3/4	3/4
Davis	3/3	3/3
Norris	3/4	8/11
Taylor	3/3	7/21
Olaniyan	2/2	2/2
Key	2/4	2/44
Hale	1/1	13/18
Hall	1/1	3/4
Johnson Jr.	0/1	0/1
Austin		1/2

## ALABAMA LAST THREE GAMES CUME STATS

#	Player	gp-gs	min	avg	Total		3-Point		F-Throw		Rebounds				pf	dq	a	to	blk	stl	pts	avg
					fg-fga	fg%	3fg-fga	3fg%	ft-fga	ft%	off	def	tot	avg								
25	Key, Braxton	3-3	99	33.0	16-36	.444	5-12	.417	26-37	.703	7	15	22	7.3	5	0	6	12	2	1	63	21.0
01	Norris, Riley	3-3	100	33.3	13-28	.464	7-14	.500	5-6	.833	1	6	7	2.3	9	0	1	3	1	2	38	12.7
12	Ingram, Dazon	3-3	80	26.7	4-19	.211	2-5	.400	20-25	.800	2	6	8	2.7	7	0	10	9	2	3	30	10.0
10	Taylor, Jimmie	3-0	72	24.0	10-16	.625	0-0	.000	2-4	.500	5	7	12	4.0	10	1	3	3	5	5	22	7.3
03	Collins, Corban	3-1	60	20.0	6-16	.375	5-11	.455	3-6	.500	0	2	2	0.7	6	0	3	2	0	0	20	6.7
21	Olaniyan, Bola	3-2	60	20.0	6-13	.462	0-0	.000	3-5	.600	15	13	28	9.3	11	0	3	6	0	6	15	5.0
05	Johnson Jr, Avery	3-0	51	17.0	6-19	.316	2-10	.200	0-0	.000	1	2	3	1.0	6	0	3	2	0	1	14	4.7
35	Hall, Donta	3-3	60	20.0	3-6	.500	0-0	.000	5-6	.833	4	15	19	6.3	8	0	2	2	5	2	11	3.7
22	Davis, Ar'Mond	2-0	12	6.0	1-3	.333	0-1	.000	0-0	.000	0	0	0	0.0	1	0	0	2	0	0	2	1.0
02	Schaffer, Lawson	2-0	1	0.5	0-0	.000	0-0	.000	0-0	.000	1	0	1	0.5	1	0	0	0	0	0	0	0.0
11	Hale, Shannon	1-0	5	5.0	0-1	.000	0-1	.000	0-0	.000	0	1	1	1.0	1	0	1	0	0	0	0	0.0
Team											3	5	8				4					
Total.....		3	600		65-157	.414	21-54	.389	64-89	.719	39	72	111	37.0	65	1	32	45	15	20	215	71.7
Opponents.....		3	600		68-159	.428	17-45	.378	53-80	.663	34	67	101	33.7	67	2	31	41	9	22	206	68.7

## PLAYING A KEY ROLE

- Alabama true freshman Braxton Key was named the SEC Freshman of the Week on Monday after his performances last week in leading the Tide to a pair of victories. In earning the honor, he became the first Crimson Tide player to earn the league's freshman of the week award since Shannon Hale earned the accolade on March 3, 2014.
- Key, who has recorded three straight games of scoring 18 or more points, averaged 22.5 points and 9.0 rebounds, while shooting 45.8 percent (11-of-24) from the floor, 50.0 percent (4-of-8) from three and 70.8 percent (19-of-27) from the charity stripe, while leading the Crimson Tide to wins at Georgia and vs. Mississippi State.
- Key currently tops the squad with 11.9 points and 6.0 rebounds per game. In doing so, the Charlotte, N.C., native is one of just seven Division I freshmen from across the country to lead their team in both categories.
- Key is joined on the list alongside Arizona's Lauri Markkanen, Auburn's Mustapha Heron, Charleston Southern's Christian Keeling, Delaware's Ryan Daly, Michigan State's Miles Bridges and Presbyterian's JoVantae Miler.
- Key has been even better during SEC play. He comes into Wednesday's game at Arkansas averaging 15.1 points and 7.5 rebounds per game while shooting 40.7 percent from the field and 40.0 percent from beyond the arc. He is 11th in SEC games in scoring and sixth in rebounds per game.
- Over his last six games, Key is averaging 17.5 points and 7.2 rebounds per contest and has four games in which he has scored 18 or more points.

## REBOUNDING FROM WORST TO FIRST

- Alabama has gone from the one of the worst rebounding teams in the nation one of the tops in the league entering the Arkansas contest.
- Last season, the Tide ended the year ranked 13th in the SEC and 293rd in the nation in rebound margin at -3.6 (34.6-38.2). However, through 20 games this season, Alabama ranks second in the conference and 36th in the nation in rebounding margin at +6.0 (38.8-32.8).
- Those numbers have gotten even better against SEC competition. In eight league games, Alabama leads the conference in nearly every rebounding category, including rebounding average (40.1), offensive

## MOST COMMON OPPONENTS

Below is a look at Alabama's most familiar foes in school history:

Opponents	Games	Record
1. Mississippi State	196	122-74
2. LSU	176	105-71
2. Ole Miss	176	119-57
4. Auburn	154	93-61
5. Tennessee	145	78-67
6. Kentucky	145	37-108
7. Georgia	144	94-50
8. Florida	141	74-67
9. Vanderbilt	137	69-68
10. Tulane	84	52-32

## 2016-17 SEC STANDINGS (AS OF 1/30)

	SEC	Overall
Kentucky	7-1	17-4
South Carolina	7-1	17-4
<b>Alabama</b>	<b>6-2</b>	<b>13-7</b>
Florida	6-2	16-5
Arkansas	5-3	16-5
Georgia	4-4	13-8
Mississippi State	4-4	13-7
Tennessee	4-4	12-9
Auburn	3-5	14-7
Ole Miss	3-5	12-9
Texas A&M	3-5	11-9
Vanderbilt	3-5	10-11
LSU	1-7	9-11
Missouri	0-8	5-15

## UA IN SEC/NCAA STATS (AS OF 1/30)

Team	Overall	Rank	NCAA	SEC	Rank
Scoring Offense	69.1	14th		69.8	12th
Scoring Defense	63.2	2nd	24th	65.2	2nd
Scoring Margin	+5.9	5th	99th	+4.5	4th
Free Throw %	.646	12th		.647	12th
FG %	.424	12th		.409	12th
FG % Defense	.406	4th	48th	.413	3rd
3-PT FG %	.328	12th		.344	8th
3-PT FG % Def.	.354	10th		.353	9th
3-PT FG Made	6.9	8th		6.9	8th
Rebound Offense	38.8	4th	50th	40.1	1st
Rebound Defense	32.8	1st		32.5	2nd
Rebound Margin	+6.0	2nd	36th	+7.6	1st
Assists	11.8	14th		10.8	13th
Steals	6.8	6th		6.3	5th
Blocks	4.9	7th	52nd	4.0	6th
Turnover Margin	+1.2	7th		+0.2	7th
Assist/Turnover	0.9	14th		0.8	12th

Individual	Overall	Rank	NCAA	SEC	Rank
<b>Scoring</b>					
Braxton Key				15.1	11th
<b>Rebounding</b>					
Braxton Key	6.0	t16th		7.5	6th
Bola Olaniyan				7.0	7th
<b>Assists</b>					
Dazon Ingram	3.8	10th			
<b>Defensive Rebounds</b>					
Braxton Key				5.1	t5th
<b>Offensive Rebounds</b>					
Bola Olaniyan	2.4	10th		3.4	1st
<b>Blocked Shots</b>					
Donta Hall	1.5		84th		
Jimmie Taylor	1.7	9th	66th	1.6	6th

## LAST MEETING: ARKANSAS 62, ALABAMA 61 • MARCH 2, 2016 • TUSCALOOSA, ALA.

**TUSCALOOSA, Ala.** - The Alabama men's basketball team lost in the final seconds to Arkansas on March 2, 2016 by a final score of 62-61. The Crimson Tide had two opportunities to win the game in the final minute, but missed on both attempts.

The back-and-forth contest featured 12 ties and 13 lead changes as neither team was separated by more than four points over the final 15-plus minutes. With the win, Arkansas snapped a seven-game losing streak in Coleman Coliseum and it marked the Razorbacks' sixth win in 25 games played at Alabama. The last time an Arkansas team won in Coleman Coliseum came on Jan. 27, 2007.



Arkansas led 59-58 before making one of two free throws with 13.4 seconds left. UA took a timeout to draw up a play, but Retin Obasohan's layup attempt missed as the shot clock wound down. Alabama recovered the rebound, and sophomore Justin Coleman quickly put up an attempt from beyond the arc, which also was off target.

Obasohan committed a foul with four seconds to play and sent the Razorbacks to the line, where Anthlon Bell made both free throws to take a 62-58 lead and seal the game. Obasohan knocked down a 35-footer as the buzzer sounded, but it was not enough as the Tide lost for the third time in its last four contests.

Obasohan, who scored 23 of the Tide's 34 second half points, led the way as he finished with 32 points.

Alabama used an early 6-0 run to take a 15-10 lead with 10:37 to play in the first half. The Razorbacks answered with an 11-1 run over 4:22 to take a 26-20 lead. At the break, Arkansas led 34-27.

Moses Kingsley led Arkansas with 19 points and eight rebounds. Bell added 17 points and Dusty Hannahs scored 10.

Official Basketball Box Score - Game Totals - Final Statistics

Arkansas vs Alabama

3/2/16 8:05 p.m. CT at Tuscaloosa, Ala. (Coleman Coliseum)

Arkansas 62 • 16-14, 8-8

#	Player	Total	3-Ptr	Rebounds	PF	TP	A	TO	Blk	Stl	Min		
		FG-FGA	FT-FTA	Off Def Tot									
33	Kingsley, Moses	8-15	0-0	3-5	2 6 8	3	19	0	3	3	1	33	
55	Miles, Keaton	2-6	1-1	0-0	1 2 3	3	5	3	1	0	2	21	
04	Hannahs, Dusty	4-9	1-3	1-2	1 0 1	2	10	0	0	0	0	28	
01	Durham, Jabril	0-1	0-1	0-0	0 3 3	2	0	3	1	0	0	23	
05	Bell, Anthlon	5-10	1-4	6-6	0 2 2	1	17	2	0	0	0	30	
01	Thompson, Trey	0-1	0-0	0-0	1 1 2	5	0	1	0	0	0	13	
21	Watkins, Manuale	1-1	0-0	0-0	0 1 1	2	2	2	1	0	0	14	
24	Whitt, Jimmy	1-4	0-1	1-2	0 1 1	0	3	0	0	0	0	10	
31	Beard, Anton	3-8	0-0	0-0	1 3 4	1	6	0	0	0	0	21	
50	Kouassi, Willy	0-3	0-0	0-0	5 0 5	1	0	0	0	0	0	7	
Team		24-58	3-11	11-15	15 21 36	20	62	11	9	3	3	200	
Totals		24-58	3-11	11-15	15 21 36	20	62	11	9	3	3	200	
FG % 1st Half: 15-31 48.4%		2nd half: 9-27 33.3%		Game: 24-58 41.4%		Rebounds		Def		Off		Deadball	
3FG % 1st Half: 3-6 50.0%		2nd half: 0-5 0.0%		Game: 3-11 27.3%		Turnovers		Def		Off		Rebounds	
FT % 1st Half: 1-2 50.0%		2nd half: 10-13 76.9%		Game: 11-15 73.3%		Assists		Def		Off		0	

Alabama 61 • 17-12, 8-9

#	Player	Total	3-Ptr	Rebounds	PF	TP	A	TO	Blk	Stl	Min		
		FG-FGA	FT-FTA	Off Def Tot									
01	Norris, Riley	1-3	0-2	0-0	1 3 4	1	2	0	0	0	0	25	
01	Kessens, Michael	1-2	0-0	0-1	3 4 7	3	2	0	1	0	0	20	
10	Taylor, Jimmie	0-2	0-0	2-4	0 1 1	1	2	0	1	2	1	11	
04	Edwards, Arthur	2-7	2-6	0-0	0 2 2	2	6	3	1	1	0	33	
32	Obasohan, Retin	10-19	3-5	9-12	0 2 2	3	32	0	6	0	1	37	
05	Coleman, Justin	1-3	0-2	0-0	0 0 0	0	2	3	0	0	0	29	
11	Hale, Shannon	3-5	1-3	3-4	1 3 4	0	10	0	0	0	1	21	
23	Austin, Brandon	0-0	0-0	0-0	0 1 1	0	0	0	1	0	0	3	
35	Hall, Donta	2-4	0-0	1-2	1 6 7	4	5	1	0	5	1	21	
Team		20-45	6-18	15-23	7 23 30	14	61	7	10	8	4	200	
Totals		20-45	6-18	15-23	7 23 30	14	61	7	10	8	4	200	
FG % 1st Half: 10-21 47.6%		2nd half: 10-24 41.7%		Game: 20-45 44.4%		Rebounds		Def		Off		Deadball	
3FG % 1st Half: 4-10 40.0%		2nd half: 2-8 25.0%		Game: 6-18 33.3%		Turnovers		Def		Off		Rebounds	
FT % 1st Half: 3-5 60.0%		2nd half: 12-18 66.7%		Game: 15-23 65.2%		Assists		Def		Off			

Officials: Mike Nance, Anthony Jordan, Ted Valentine

Technical fouls: Arkansas=None, Alabama=None

Attendance: 11533

Score by periods	1st	2nd	Total						
Arkansas	34	28	62	Points	In	Off	2nd	Fast	Bench
Alabama	27	34	61	AR	24	14	8	0	17
				UA	24	13	10	0	17

Last FG - AR 2nd-01:44, UA 2nd-00:00

Largest lead - AR by 7 1st-00:00, UA by 4 1st-12:16

AR led for 16:43, UA led for 12:43. Game was tied for 10:34.

Score tied - 12 times

Lead changed - 13 times.

rebounds (13.8) and rebounding margin (+7.6) while ranking second in rebounds allowed (32.5) and third in defensive rebounds (26.4).

- Twice this season, Alabama has pulled down 50 or more rebounds in a game (vs. Stetson on 12/29 and Vanderbilt on 1/7). The last time the Tide collected 50 or more rebounds twice in the same season came during the 2008-09 campaign when Alabama pulled down 51 vs. Alabama A&M on Dec. 2, 2008 and 54 vs. Mississippi State on Feb. 21, 2009.
- Furthermore, the last time an Alabama team had 50 or more rebounds in a game came when the Tide pulled down 51 boards on Nov. 23, 2011, against Alabama A&M. The last time Alabama pulled down at least 53 boards came on Nov. 12, 2010, with 58 boards against Florida A&M.

#### GETTING HOT AT THE RIGHT TIME

- The Alabama men's basketball team has been playing some of its best basketball of the season as of late and the numbers are reflecting just that.
- The Tide enters Wednesday's contest at Arkansas having won eight of its last 10 games, including double-digit wins over Arkansas State on Dec. 21 (67-52), Stetson on Dec. 29 (83-60), at Mississippi State on Jan. 3 (68-58), at LSU (81-66) on Jan. 14, vs. Missouri (68-56) and at Georgia (80-60) during the stretch.
- Below is a look at the Tide's statistics over the last 10 games compared to the previous 10 contests.

	PPG	OPP PPG	+/-	RPG	OPP RPG	+/-	FG%	OPP FG%
FIRST 10 GAMES (5-5)	67.3	63.0	+4.3	35.9	33.0	+2.9	.428	.412
LAST 10 GAMES (8-2)	70.8	63.4	+7.4	41.7	32.7	+9.0	.420	.400

#### NEWCOMERS MAKING AN IMPACT

- Including Dazon Ingram who is a redshirt freshman, the Crimson Tide welcomed seven newcomers who are currently playing in Avery Johnson's 10-man rotation to begin the season
- Four of UA's top five scorers and five of the top seven were either redshirts or not on the team a year ago.
- The seven newcomers are combining to average 48.0 of Alabama's 69.1 points per game – approximately 69 percent of the team's total scoring output.
- The group is also dishing out 80 percent of the Tide's assists (189 of the team's 235 total assists) and pulling down 61 percent of the team's boards (23.8 of UA's 38.8 total rebounding average).

#### FALLING IN THE FINAL MINUTES

- In six of Alabama's seven losses on the season, the Tide had an opportunity to pull the game out down the stretch. The only game that resulted in a loss and was not decided in the final minutes was a 67-54 loss to Clemson on Dec. 18.
- In each of six other defeats, Alabama's opponent made a crucial late second half run that proved to be the difference of the game.
- Below is a breakdown of each game and the run that resulted in the final score.

Opponent	Score Before Run (time left)	Opponent Run	Score after run (time left)	Final
Dayton	64-63 (2:28)	11-5 over next 2:16	69-74 (00:12)	L, 72-77
vs. Valparaiso	47-48 (9:09)	13-4 over next 6:18	51-61 (2:51)	L, 60-68
at Texas	63-62 (3:59)	15-5 over next 3:55	68-77 (00:04)	L, 68-77
at Oregon	56-56 (3:13)	9-0 over next 2:56	65-56 (00:17)	L, 56-65
Florida	59-56 (7:33)	19-6 over next 6:04	65-75 (1:29)	L, 67-80
at Auburn	52-51 (9:38)	24-7 over next 6:47	75-59 (2:39)	L, 64-84

#### TIDE'S TRENDS

- There are a few noticeable trends when it comes to the 2016-17 Alabama men's basketball team.
- One of the biggest trends to keep in eye during a game is the amount of points the Tide's defense allows. Alabama is a perfect 12-0 when holding the opposition to 62 or fewer points in a game. However, Alabama is 1-7 when giving up more than 62 points to an opponent.
- Below is a breakdown of a few other key factors to look into during a game. Alabama is:
  - 12-0 when holding the opposition to 62 or fewer points in a game
  - 1-7 when allowing opponents to score more than 62 points in a game
  - 8-0 when holding opponents to 40 percent or less shooting
  - 9-0 when shooting the same or better than the opposition
  - 13-1 when attempting more free throws than an opponent
  - 0-6 when attempting the same or less free throws than an opponent
  - 10-1 when committing less turnovers than an opponent
  - 8-1 when scoring more than 70 points in a game
  - 4-4 in games by 10 points or less

### LET'S GO STREAKING

Below is a look at streaks that both the team and players have during the 2016-17 season (some streaks date back to past seasons).

#### TEAM STREAKS

Overall	Won 2
Home Overall	Won 2
Home SEC	Won 2
Home Non-Conference (Coleman)	Won 3
Away	Won 1
Road SEC	Won 1
Neutral	Won 2

#### INDIVIDUAL STREAKS

##### Consecutive double-figure scoring games

Riley Norris	5
Braxton Key	4
Dazon Ingram	1

##### Consecutive free throws made

Dazon Ingram	12
Donta Hall	5
Avery Johnson Jr.	4
Corban Collins	3
Shannon Hale	3
Braxton Key	3
Riley Norris	3
Ar'Mond Davis	2
Bola Olaniyan	2
Lawson Schaffer	2
Jimmie Taylor	1

##### Consecutive games with at least one three

Riley Norris	5
Braxton Key	4
Corban Collins	2
Dazon Ingram	1

##### Total Double-Doubles

Dazon Ingram	2
--------------	---

##### Total 30-minute games

Braxton Key	7
Dazon Ingram	6
Riley Norris	6
Avery Johnson Jr.	2
Corban Collins	2
Jimmie Taylor	1

##### Consecutive games played

Jimmie Taylor	119
Riley Norris	87
Donta Hall	53
Dazon Ingram	20
Avery Johnson Jr.	20
Braxton Key	20
Bola Olaniyan	15
Corban Collins	8

##### Consecutive games started

Dazon Ingram	20
Braxton Key	16
Donta Hall	13
Riley Norris	10
Bola Olaniyan	2



## HOME SWEET HOME

- Dating back to the 2009-10 season, Alabama owns a record of 104-28 (.788) on the Coleman Coliseum floor, including an 8-2 mark this season. The Tide was 10-5 during the 2015-16 season, followed by 14-5 record during the 2014-15 campaign and a 13-4 record in 2013-14.
- Since the start of the 2010-11 campaign, the Tide has won 93 of the last 115 games played under the arched roof of Coleman Coliseum (93-22; .809).
- Overall, Alabama owns a record of 563-130 (.811) in the facility's 48th season of use.
- Since 2009, Alabama owns a home record of 46-18 (.719) against SEC competition. Since 2011, the Tide boasts a 41-14 (.745) mark at home against the conference.

## LEADING THE SEC

- Alabama tied for tops in the SEC when it came to Graduation Success Rate (GSR) among men's basketball schools in the league.
- Alabama, along with Georgia, were the only men's basketball program in the SEC that boasted a perfect 100 percent in the 2015-16 GSR results.
- The GSR factors students who entered school from 2006-09 and graduated within six years of their start date.

## COLLINS NOMINATED FOR NABC GOOD WORKS TEAM

- Alabama graduate transfer Corban Collins has been named a nominee for the 2017 National Association of Basketball Coaches' (NABC) Allstate Good Works Team. The esteemed award honors an outstanding group of student-athletes who represent the sport's finest in the areas of community service and leadership among their peers.
- Collins, who is in his first season at Alabama, is currently a member of the Southeastern Conference Men's Basketball Leadership Council. The Leadership Council consists of one male and one female representative from each school in the SEC and provides student-athletes with additional opportunities to engage with campus leaders and conference office staff.
- In addition, Collins has already made an impact in his short time in the Tuscaloosa community. During his limited spare time, the High Point, N.C., native has volunteered to help locally at food shelters, and has also visited elementary schools, where he read to the children and talked about the importance of education.

## UPCOMING MILESTONES

Below is a list of the career milestones that Alabama players are approaching this season:

## CAREER POINTS

46.	1,080 - Jimmy Hollon	1970-72
47.	1,060 - Chuck Davis	2003-07
48.	1,056 - Mark Gottfried	1983-87
49.	1,032 - Senario Hillman	2007-10
--	<b>886 - Shannon Hale</b>	<b>2014-pres.</b>

## CAREER BLOCKS

4.	221 - Jermareo Davidson	2004-07
5.	212 - JaMychal Green	2009-12
6.	<b>191 - Jimmie Taylor</b>	<b>2014-pres.</b>
7.	188 - Derrick McKey	1985-87
8.	187 - Bobby Lee Hurt	1982-85

## TRACKING THE TIDE

LEADING SCORER	Key	5	Ingram	5	FOUR-POINT PLAYS	FIRST TO SCORE	
Key	6	Collins	1	Hale	3	Alabama	12
Collins	4	Hall	1	Davis	2	Davis	8
Johnson Jr.	3	Norris	1				
Norris	3	Olaniyan	1				
Hall	2						
Ingram	2						
Davis	1						
Hale	1						
Key	1						
Taylor	1						
LEADING REBOUNDER							
Hall	8						
Ingram	3						
Key	3						
Olaniyan	3						
Taylor	3						
Johnson Jr.	1						
Norris	1						
LEADER IN ASSISTS							
Ingram	12						
Johnson Jr.	6						

## 2016-17 TOP PERFORMANCES

CATEGORY	ALABAMA	OPPONENTS
Points	26, Braxton Key at Georgia, 1/25/17	24, Alec Peters, Valparaiso, 11/21/16
Field Goals Made	8, Braxton Key vs. Florida, 1/10/17	8, Divine Myles, Stetson, 12/29/16
Field Goal Attempts	17, Braxton Key vs. Florida, 1/10/17	17, Luke Kornet, Vanderbilt, 1/7/17
3-Pointers Made	7, Corban Collins at LSU, 1/14/17	5, Tyler Dorsey, Oregon, 12/11/16
3-Pointers Attempted	11, Corban Collins at LSU, 1/14/17	9, 3x, last by Malik Moore and Mike Cunningham, USC Upstate, 12/15/16
Rebounds	13, Bola Olaniyan vs. Stetson, 12/29/16	13, Luke Kornet, Vanderbilt, 1/7/17
Assists	7, 2x, last by Dazon Ingram at LSU, 1/14/17	7, Terrence Phillips, Missouri, 1/18/17
Steals	3, 9x, last by Ingram/Olaniyan/Taylor vs. Mississippi State, 1/28/17	5, Kasey Hill, Florida, 1/10/17
Blocks	4, 2x, last by Donta Hall vs. Arkansas State, 12/21/16	4, 2x, last by Luke Kornet, Vanderbilt, 1/7/17

## THE LAST TIME

## TEAM

**Scored 100 points or more:**

Nov. 21, 2015 - UA 105, Louisiana 93

**Scored 110 points or more:**

Dec. 1, 2004 - UA 114, ETSU 77

**Scored less than 50 points:**

Nov. 17, 2015 - Dayton 80, UA 48

**Allowed 100 points:**

Dec. 4, 2004 - UA 102, Charlotte 101

**Held opponent to 40 points or less:**

Jan. 10, 2015 - UA 56, Tennessee 38

**Held opponent to 15 pts or less in half:**

Nov. 29, 2016 - 15 points allowed vs. Charleston Southern (1st half)

**Scored 50 points in a half:**

Jan. 14, 2017 - 53 points in second half at LSU

**Won an overtime game:**

Feb. 2, 2016 - UA 82, Miss. State 80

**Lost an overtime game:**

Feb. 21, 2015 - Georgia 66, UA 65

**Played a double-overtime game:**

Nov. 29, 2013 - Drexel 85, UA 83 (3OT)

**Played a triple-overtime game:**

Nov. 29, 2013 - Drexel 85, UA 83

**Played a quadruple-overtime game:**

Feb. 12, 1972 - UA 103, LSU 99

**Shot 60% or better in a half:**

March 17, 2015 - 63.0% in 1st half vs. Illinois

**Failed to hit a three-pointer in a game:**

Dec. 4, 2010 vs. Purdue (216 games)

**Had at least 15 steals in a game:**

Feb. 20, 2013 vs. Mississippi State (18)

**Forced 25 turnovers in a game:**

Nov. 11, 2012 vs. West Alabama (25)

**Played a ranked opponent (AP poll):**

Jan. 10, 2017 vs. No. 23 Florida (Lost, 80-67)

**Beat a ranked opponent at neutral site:**

Nov. 27, 2015 vs. No. 17 Notre Dame (won, 74-73)

**Beat a ranked opponent at home:**

Feb. 10, 2016 vs. No. 15 Texas A&amp;M (won, 63-62)

**Beat a ranked opponent on the road:**

Feb. 21, 2004 in Starkville, Miss. (beat No. 4 Mississippi State, 77-73)

**Beat a top-10 opponent:**

Feb. 18, 2006 vs. No. 8 Tennessee (won, 92-79)

**Beat a top-10 opponent on the road:**

Feb. 21, 2004 in Starkville, Miss. (beat No. 4 Mississippi State, 77-73)

**Beat a top-5 opponent:**

Mar. 20, 2004 vs. No. 1 Stanford (NCAA tournament; won, 70-67)

**Beat a top-5 opponent on the road:**

Feb. 21, 2004 in Starkville, Miss. (beat No. 4 Mississippi State, 77-73)

**Played a No. 1 ranked opponent:**

Jan. 31, 2015 vs. No. 1/1 Kentucky (lost, 70-55)

**Beat a No. 1 ranked opponent on the road:**

Jan. 28, 1983 at No. 1 UCLA (won, 70-67)

**Beat a No. 1 ranked opponent:**

Mar. 20, 2004 vs. No. 1 Stanford (NCAA tournament (won, 70-67)

## INDIVIDUAL

**Had a player score 50 points:**Michael Nordholz (50) vs. Southern Miss, 12/12/76 (*single-game scoring record*)**Had a player score 40 points:**

Reggie King (43) vs. Virginia, 12/29/78

**Had a player score 35 points:**

Retin Obasohan (35) at LSU, 2/17/16

**Had a player score 30 points:**

Retin Obasohan (35) at LSU, 2/17/16

**Had a player grab 20 rebounds:**

Richard Hendrix (23) vs. Troy, 11/9/07

**Had a player dish out 11 or more assists:**

Mikhail Torrence (11) vs. LSU, 1/27/10

**Had a player block five shots:**

Donta Hall (5) at Creighton, 3/15/16

**Had a player block 10 shots:**

Roy Rogers (10) vs. LSU, 2/17/1996

**Had a player with seven or more steals in a game:**

Jeremy Hays (8) vs. Oregon State, 12/12/1998

**Had two players record a double-double in same game:**

JaMychal Green (14 pts. 11 rebs.), Tony Mitchell (10 pts., 12 rebs.) vs Kentucky, Dec. 12, 2010

**Had three players record a double-double in same game:**

Jermareo Davidson (12 pts, 12 rebs), Alonzo Gee (22 pts, 10 rebs), Richard Hendrix (18 pts, 12 rebs) vs Louisiana Monroe, Nov. 28, 2006

**Had a player record a double-double in three consecutive games:**

Richard Hendrix (24 pts, 16 rebs vs. Florida, 17 pts, 11 rebs at Arkansas, 19 pts, 10 rebs at Georgia) (Jan. 8, Jan. 13, Jan. 16, 2008)

**Had a player record a double-double in four consecutive games:**

Richard Hendrix (19 pts, 13 rebs vs. Chicago State, 24 pts, 16 rebs vs. Florida, 17 pts, 11 rebs at Arkansas, 19 pts, 10 rebs at Georgia) (Jan. 4, Jan. 8, Jan. 13, Jan. 16 2008)

**Had a player record a triple-double:**

Roy Rogers (27 pts, 10 rebs, 10 blocks) vs. LSU, Feb. 17, 1996

**Had two players score 20 points in a game:**

Corban Collins (24) and Riley Norris (20) at LSU, Jan. 14, 2017

**Had five or more players score in double figures:**

Riley Norris (18), Retin Obasohan (16), Justin Coleman (14), Arthur Edwards (11) and Jimmie Taylor (11) vs. Missouri (Feb. 2, 2016)



6-5 • 204 • So.

Guard

**BRANDON AUSTIN**

Montgomery, Ala. (Carver-Montgomery)

**CAREER HIGHS**

Points	7	Winthrop (12/16/15)
Rebounds	3	2x, last at Mississippi State (2/2/16)
Assists	1	3x, last vs. Charleston So. (11/29/16)
Steals	1	4x, last vs. Charleston So. (11/29/16)
Blocks	1	5x, last vs. Stetson (12/29/16)
Minutes	18	3x, last vs. Kentucky (3/11/16)
Field Goals	3	Winthrop (12/16/15)
FG Att.	7	vs. Xavier (11/26/15)
3-Point FG	1	6x, last vs. Ole Miss (3/10/16)
3-Point Att.	6	at Dayton (11/17/15)
Free Throws	1	3x, last vs. Charleston So. (11/29/16)
FT Att.	2	3x, last vs. Charleston So. (11/29/16)

**2016-17 SEASON HIGHS**

Points	2	vs. Clemson (12/18/16)
Rebounds	2	vs. Clemson (12/18/16)
Assists	1	Charleston Southern (11/29/16)
Steals	1	Charleston Southern (11/29/16)
Blocks	1	Stetson (12/29/16)
Minutes	10	vs. Clemson (12/18/16)
Field Goals	1	vs. Clemson (12/18/16)
FG Att.	5	Ball State (11/18/16)
3-Point FG		
3-Point Att.	2	2X, last vs. Stetson (12/29/16)
Free Throws	1	Charleston Southern (11/29/16)
FT Att.	2	Charleston Southern (11/29/16)

**MISCELLANEOUS STATS**

CATEGORY	2016-17	CAREER
Double-digit scoring		
20+ point games		
Double-digit rebounding		
Double-doubles		
Led UA in scoring		
Led UA in rebounding		
Led UA in three-pointers		2
Led UA in assists		
Led UA in steals		2
Led UA in blocks		1
5+ assist games		
3+ three-pointers		
3+ steal games		
3+ block games		

**2016-17 (SOPHOMORE SEASON)**

- Saw season high 10 minutes and finished with two points and two rebounds vs. Clemson (12/18)
- Scored his first point of the season in the Crimson Tide's victory over Charleston Southern (11/30)
- Missed the first two games of the season due to a bone bruise
- Did not play in Las Vegas Main Event due to an illness
- Registered first block (1) of the season in six minutes of action in the victory over Stetson (12/29)
- Played in 30 games averaging 8.9 minutes and 1.5 points per game last year
- Finished 2-of-2 from the field for five points against Ole Miss (3/10) while matching season highs in assists, steals and blocks
- Was 2-of-3 from the field to finish with four points and grabbed a season-high tying three rebounds in 18 minutes of action at Mississippi State (2/2)
- Set a season high with seven points against Winthrop (12/16) on 3-of-6 shooting in 18 minutes
- Scored four points in four minutes against then-No. 17 Notre Dame (11/29)
- Played 15 minutes against then-No. 23 Xavier (11/26) and scored four points
- Scored three points in the win over Texas A&M (2/10)
- Played 14 minutes and tallied three points against Dayton (11/17)
- Grabbed a season-high three rebounds while recording his first block against Oregon (12/21)

**AUSTIN'S 2016-17 GAME-BY-GAME STATS**

OPPONENT	DATE	GS	MIN	FG	FGB	PCT	3FG	FGB	PCT	FT	FTA	PCT	OFF	DEF	TOT	AVG	PF	A	TO	BLK	STL	PTS	AVG
COASTAL CAROLINA	11/11																						
DAYTON	11/15																						
BALL STATE	11/18	9	0	5	.000	0	2	.000	0	0	.000	0	0	0	0.0	0	0	0	0	0	0	0.0	
vs. Valparaiso	11/21																						
vs. BYU or Saint Louis	11/23																						
CHARLESTON SO.	11/29	9	0	4	.000	0	1	.000	1	2	.500	0	0	0	0.0	1	1	0	0	1	1	0.5	
at Texas	12/2																						
at Oregon	12/11																						
USC UPSTATE	12/15	4	0	0	.000	0	0	.000	0	0	.000	0	0	0	0.0	0	0	0	0	0	0	0.3	
CLEMSON	12/18	10	1	2	.500	0	1	.000	0	0	.000	1	1	2	0.5	2	0	0	0	0	2	0.8	
vs. Arkansas State	12/21																						
STETSON	12/29	6	0	4	.000	0	2	.000	0	1	.000	0	1	1	0.6	0	0	0	1	0	0	0.6	
at Mississippi State*	1/3																						
VANDERBILT*	1/7																						
FLORIDA*	1/10																						
at LSU*	1/14																						
MISSOURI*	1/18																						
at Auburn*	1/21																						
at Georgia*	1/25																						
MISSISSIPPI STATE*	1/28																						
at Arkansas*	2/1																						
AUBURN*	2/4																						
at South Carolina*	2/7																						
KENTUCKY*	2/11																						
at Missouri*	2/15																						
LSU*	2/18																						
GEORGIA*	2/23																						
at Texas A&M*	2/25																						
OLE MISS*	3/1																						
at Tennessee*	3/4																						

\* indicates Southeastern Conference opponent

**AUSTIN'S CAREER STATS**

YEAR	GP	GS	MIN	AVG	FG	FGB	PCT	3FG	3FGB	PCT	FT	FTA	PCT	OFF	DEF	TOT	AVG	PF	FO	AST	TO	BLK	STL	PTS	AVG
2015-16	30	0	268	8.9	18	59	.305	8	40	.200	2	4	.500	7	20	27	0.9	17	0	2	6	4	3	46	1.5
2016-17	5	0	38	7.6	1	15	.067	0	6	.000	1	3	.333	1	2	3	0.6	3	0	1	0	1	1	3	0.6
<b>TOTAL</b>	<b>35</b>	<b>0</b>	<b>306</b>	<b>8.7</b>	<b>19</b>	<b>74</b>	<b>.257</b>	<b>8</b>	<b>46</b>	<b>.174</b>	<b>3</b>	<b>7</b>	<b>.429</b>	<b>8</b>	<b>22</b>	<b>30</b>	<b>0.9</b>	<b>20</b>	<b>0</b>	<b>3</b>	<b>6</b>	<b>5</b>	<b>4</b>	<b>49</b>	<b>1.4</b>

**AUSTIN'S CAREER SEC STATS**

YEAR	GP	GS	MIN	AVG	FG	FGB	PCT	3FG	3FGB	PCT	FT	FTA	PCT	OFF	DEF	TOT	AVG	PF	FO	AST	TO	BLK	STL	PTS	AVG
2015-16	16	0	119	7.4	7	23	.304	4	15	.267	1	2	.500	5	9	14	0.9	11	0	1	4	2	0	19	1.2
2016-17																									
<b>TOTAL</b>	<b>16</b>	<b>0</b>	<b>119</b>	<b>7.4</b>	<b>7</b>	<b>23</b>	<b>.304</b>	<b>4</b>	<b>15</b>	<b>.267</b>	<b>1</b>	<b>2</b>	<b>.500</b>	<b>5</b>	<b>9</b>	<b>14</b>	<b>0.9</b>	<b>11</b>	<b>0</b>	<b>1</b>	<b>4</b>	<b>2</b>	<b>0</b>	<b>19</b>	<b>1.2</b>





6-3 • 195 • Gr.

Guard

## CORBAN COLLINS

High Point, N.C. (Morehead State)

## CAREER HIGHS

Points	28	at Eastern Illinois (1/16/16)
Rebounds	9	at UT Martin (1/10/15)
Assists	8	at East Tennessee State (12/30/15)
Steals	5	at Sienna (3/15/16)
Blocks	1	6x, last vs. Tennessee Tech (1/21/16)
Minutes	43	at UT Martin (1/10/15)
Field Goals	10	at Eastern Illinois (1/16/16)
FG Att.	16	at Eastern Illinois (1/16/16)
3-Point FG	7	LSU (1/14/17)
3-Point Att.	11	LSU (1/14/17)
Free Throws	8	Marshall (11/24/15)
FT Att.	8	2x, last at Indiana (12/5/15)

## 2016-17 SEASON HIGHS

Points	24	LSU (1/14/17)
Rebounds	4	2X, last vs. Vanderbilt (1/7/17)
Assists	4	vs. Valparaiso (11/21/16)
Steals	3	Missouri (1/18/17)
Blocks		
Minutes	32	LSU (1/14/17)
Field Goals	7	LSU (1/14/17)
FG Att.	14	Dayton (11/15/16)
3-Point FG	7	LSU (1/14/17)
3-Point Att.	11	LSU (1/14/17)
Free Throws	6	Coastal Carolina (11/11/16)
FT Att.	6	Coastal Carolina (11/11/16)

## MISCELLANEOUS STATS

CATEGORY	2016-17	CAREER
Double-digit scoring	6	35
20+ point games	1	5
Double-digit rebounding		
Double-doubles		
Led team in scoring	4	15
Led team in rebounding		6
Led team in three-pointers	8	8
Led team in assists	1	1
Led team in steals	3	3
Led team in blocks		
5+ assist games		11
3+ three-pointers	4	15
3+ steal games	1	7
3+ block games		

## 2016-17 (SENIOR SEASON)

- Leads the team in three-pointers made (29), second in 3-point FG percentage (.382) and fourth in scoring (7.7), assists (1.3 apg) and minutes (22.7)
- Missed two games (Arkansas State and Stetson) due to hip injury
- Registered a season-high in scoring (24 pts), while recording a career-high in made three-pointers (7) in the victory at LSU (1/14)
- Scored 15 points and made a season-high four three-pointers (4-of-5) in the win over Georgia (1/25)
- Has led team in scoring in four contests this year
- Had 15 points along with three assists and a pair of steals in season opener against Coastal Carolina (11/11)
- Scored a season-best 15 points in each of the Tide's first two games of the year against Coastal Carolina (11/11) and Dayton (11/15)
- Led the Tide in scoring (10 pts) and three-pointers (2) against Valparaiso (11/21)
- Hit the team's only three-pointers and finished with seven points in the loss at Oregon (12/11)
- Led Alabama in three-pointers (3) against Texas (12/2)
- Fifth-year transfer from Morehead State who is eligible to compete immediately, per NCAA transfer rules.
- Named Second Team All-OVC and Allstate Good Works Teams finalist last season
- Played in 30 games and started 28 last year
- Ranked second in the OVC in 3-point field goal percentage (.425), second in assist/turnover ratio (2.5), 12th in 3-point field goals made (1.9), 13th in assists (3.0) and 14th in steals (1.2)
- Led the team with 11.0 points per game, averaged 29.0 minutes and 2.5 rebounds
- Knocked down team-high 57 3-point field goals
- Helped lead Morehead State to a 23-14 overall record and a runner-up finish in the 2016 College Basketball Invitation (CBI), as well as an 11-5 record in the Ohio Valley Conference
- Scored a career-high 28 points in the 84-82 overtime loss at EIU on 1/16/15
- Collected a career high eight assists at East Tennessee State (12/30)
- Had a career high five steals at Siena (3/15)



## COLLINS' 2016-17 GAME-BY-GAME STATS

OPPONENT	DATE	GS	MIN	FG	FBA	PCT	3FG	FBA	PCT	FT	FTA	PCT	OFF	DEF	TOT	AVG	PF	A	TO	BLK	STL	PTS	AVG
COASTAL CAROLINA	11/11	*	31	3	7	.429	3	7	.429	6	6	1.000	0	3	3	3.0	3	3	0	0	2	15	15.0
DAYTON	11/15	*	29	6	14	.429	2	5	.400	1	2	.500	1	1	2	2.5	4	1	2	0	1	15	15.0
BALL STATE	11/18	*	14	1	3	.333	0	1	.000	0	3	.000	0	0	0	1.7	1	0	1	0	0	2	10.7
vs. Valparaiso	11/21	*	28	3	8	.375	2	4	.500	2	2	1.000	1	1	2	1.8	1	4	1	0	1	10	10.5
vs. Saint Louis	11/23	*	27	2	5	.400	0	1	.000	4	4	1.000	0	1	1	1.6	0	3	0	0	1	8	10.0
CHARLESTON SO.	11/29	*	19	1	5	.200	0	2	.000	1	1	1.000	0	1	1	1.5	1	1	2	0	0	3	8.8
at Texas	12/2	*	29	3	5	.600	3	5	.600	0	0	.000	0	0	0	1.3	2	2	1	0	0	9	8.9
at Oregon	12/11	*	24	2	8	.250	2	6	.333	1	2	.500	0	3	3	1.5	0	1	0	0	0	7	8.6
USC UPSTATE	12/15	*	23	4	7	.571	2	3	.666	0	0	.000	0	1	1	1.4	1	1	0	0	0	10	8.8
CLEMSON	12/18	*	23	2	6	.333	1	4	.250	0	0	.000	1	3	4	1.7	1	0	5	0	0	5	8.4
vs. Arkansas State	12/21									DNP - INJURED													
STETSON	12/29									DNP - INJURED													
at Mississippi State*	1/3		18	1	4	.250	0	1	.000	0	0	.000	0	2	2	1.7	0	2	0	0	0	2	7.8
VANDERBILT*	1/7		16	1	6	.166	1	6	.166	1	2	.500	0	4	4	1.9	3	1	0	0	1	4	7.5
FLORIDA*	1/10		12	1	6	.166	1	3	.333	0	3	.000	0	3	3	2.0	1	0	0	0	0	3	7.2
at LSU*	1/14		32	7	13	.538	7	11	.636	3	4	.750	0	3	3	2.1	1	2	1	0	1	24	8.4
MISSOURI*	1/18	*	23	1	7	.142	0	6	.000	0	0	.000	0	3	3	2.1	4	1	0	0	3	2	7.9
at Auburn*	1/21	*	20	0	5	.000	0	3	.000	0	0	.000	0	2	2	2.1	2	1	0	0	0	0	7.4
at Georgia*	1/25		22	5	7	.714	4	5	.800	1	4	.250	0	0	0	2.0	1	1	1	0	0	15	7.9
MISSISSIPPI STATE*	1/28		18	1	4	.250	1	3	.333	2	2	1.000	0	0	0	1.9	3	1	1	0	0	5	7.7
at Arkansas*	2/1																						
AUBURN*	2/4																						
at South Carolina*	2/7																						
KENTUCKY*	2/11																						
at Missouri*	2/15																						
LSU*	2/18																						
GEORGIA*	2/23																						
at Texas A&M*	2/25																						
OLE MISS*	3/1																						
at Tennessee*	3/4																						

\* indicates Southeastern Conference opponent

## COLLINS' CAREER STATS

YEAR	GP	GS	MIN	AVG	FG	FBA	PCT	3FG	3FBA	PCT	FT	FTA	PCT	OFF	DEF	TOT	AVG	PF	FO	AST	TO	BLK	STL	PTS	AVG
2012-13	27	6	246	9.1	23	61	.377	12	26	.462	11	16	.688	4	24	28	1.0	19	0	16	30	3	4	69	2.6
2014-15	30	19	822	27.4	85	219	.388	41	119	.345	53	67	.791	22	93	115	3.8	72	4	65	55	4	30	264	8.8
2015-16	30	28	871	29.0	107	272	.393	57	134	.425	59	82	.720	11	64	75	2.5	67	2	90	36	2	36	330	11.0
2016-17	18	12	408	22.7	44	120	.367	29	76	.382	22	35	.629	3	31	34	1.9	29	0	25	15	0	10	139	7.7
TOTAL	105	65	2347	22.4	259	672	.385	139	355	.392	145	200	.725	40	212	252	2.4	187	6	196	136	9	80	802	7.6

\* Statistics from prior team/school

## COLLINS' CAREER SEC STATS

YEAR	GP	GS	MIN	AVG	FG	FBA	PCT	3FG	3FBA	PCT	FT	FTA	PCT	OFF	DEF	TOT	AVG	PF	FO	AST	TO	BLK	STL	PTS	AVG
2012-13	3	0	4	1.3	0	0	.000	0	0	.000	0	0	.000	0	0	0	0.0	0	0	0	1	0	0	0	0.0
2016-17	8	2	161	20.1	17	52	.327	14	38	.368	7	15	.467	0	17	17	2.1	15	0	9	3	0	5	55	6.9
TOTAL	11	2	165	15.0	17	52	.326	14	38	.368	7	15	.466	0	17	17	1.5	15	0	9	4	0	5	55	5.0



6-6 • 193 • Jr.

Guard

**AR'MOND DAVIS**

Tacoma, Wash. (College of Southern Idaho)

**CAREER HIGHS**

Points	17	Ball State (11/18/16)
Rebounds	3	3X, last vs. Arkansas State (12/21/16)
Assists	1	3X, last vs. Arkansas State (12/21/16)
Steals	2	Oregon (12/11/16)
Blocks		
Minutes	21	Ball State (11/18/16)
Field Goals	6	Ball State (11/18/16)
FG Att.	12	Oregon (12/11/16)
3-Point FG	5	Ball State (11/18/16)
3-Point Att.	8	Stetson (12/29/16)
Free Throws	4	Dayton (11/15/16)
FT Att.	5	Florida (1/10/17)

**2016-17 SEASON HIGHS**

Points	17	Ball State (11/18/16)
Rebounds	3	3X, last vs. Arkansas State (12/21/16)
Assists	1	3X, last vs. Arkansas State (12/21/16)
Steals	2	Oregon (12/11/16)
Blocks		
Minutes	21	Ball State (11/18/16)
Field Goals	6	Ball State (11/18/16)
FG Att.	12	Oregon (12/11/16)
3-Point FG	5	Ball State (11/18/16)
3-Point Att.	8	Stetson (12/29/16)
Free Throws	4	Dayton (11/15/16)
FT Att.	5	Florida (1/10/17)

**MISCELLANEOUS STATS**

CATEGORY	2016-17	CAREER
Double-digit scoring	5	5
20+ point games		
Double-digit rebounding		
Double-doubles		
Led UA in scoring	1	1
Led UA in rebounding		
Led UA in three-pointers	5	5
Led UA in assists		
Led UA in steals	3	3
Led UA in blocks		
5+ assist games		
3+ three-pointers	2	2
3+ steal games		
3+ block games		

**2016-17 JUNIOR SEASON**

- Fourth on the team in made three-pointers (19) and third in threes attempted (65)
- Registered a career-high in points (17), field goals made (6), field goals attempted (11), three-pointers made (5) and steals (1) in the Tide's victory over Ball State (11/18)
- Provided a second half spark to lead a come-from-behind win over Vanderbilt (1/7), scoring 12 points on three treys in just 14 minutes of action – all coming in the final 20 minutes of play
- Led the team in made three-pointers (2) in Alabama's win over Missouri (1/18)
- Reached double figures with 10 points against No. 23 Florida (1/10)
- Scored 10 points in 14 minutes of play in the win over Charleston Southern (11/29)
- Reached double figures with 10 points against Oregon (12/11)
- Recorded seven points in seven minutes of play against Dayton (11/15)
- Scored his first career points (3) at Alabama in the Crimson Tide's season opener against Coastal Carolina (11/11)
- Tallied his first career assist at Alabama in the Tide's win over Saint Louis (11/23)
- Led the team in scoring with 17 points in an exhibition game against Faulkner (11/3)
- Played two seasons at the College of Southern Idaho under head coach Jared Phay
- Rated as the No. 6 overall junior college player in the nation and the No. 3 shooting guard
- Appeared in 31 games and started in 19 of them last season
- Averaged 17.1 points, 6.8 rebounds and 1.3 assists per game, while shooting .450 from the floor and .385 from three-point range
- Ranked 42nd in the national NJCAA stats in three pointers made (84-of-218) and 62nd in free throw percentage (.817)
- As a freshman in 2014-15, he averaged 10.9 points and 3.9 rebounds per game in helping CSI win 31 games and make the trip to Hutchinson Junior College
- Invited to JucoRecruiting.com's Elite 80 West Showcase in Las Vegas.

**DAVIS' 2016-17 GAME-BY-GAME STATS**

OPPONENT	DATE	GS	MIN	FG	FBA	PCT	3FG	FBA	PCT	FT	FTA	PCT	OFF	DEF	TOT	AVG	PF	A	TO	BLK	STL	PTS	AVG
COASTAL CAROLINA	11/11	15	1	8	.125	1	7	.143	0	0	.000	0	3	3	3.0	1	0	0	0	0	3	3.0	
DAYTON	11/15	7	1	3	.333	1	3	.333	4	4	1.000	0	2	2	2.5	1	0	1	0	0	7	5.0	
BALL STATE	11/18	21	6	11	.545	5	7	.714	0	0	.000	1	1	2	2.3	1	0	1	0	1	17	9.0	
vs. Valparaiso	11/21	14	0	8	.000	0	5	.000	0	0	.000	0	1	1	2.0	0	0	0	0	1	0	6.8	
vs. Saint Louis	11/23	15	2	7	.286	0	3	.000	0	0	.000	0	1	1	1.8	0	1	0	0	0	4	6.2	
CHARLESTON SO.	11/29	14	3	7	.429	2	3	.666	2	2	1.000	0	3	3	2.0	1	0	2	0	1	10	6.8	
at Texas	12/2	0+	0	1	.000	0	1	.000	0	0	.000	0	0	0	1.7	0	0	0	0	0	0	5.9	
at Oregon	12/11	20	4	12	.333	0	5	.000	2	2	1.000	1	0	1	1.6	2	0	3	0	2	10	6.4	
USC UPSTATE	12/15	19	3	7	.428	2	5	.400	0	0	.000	0	1	1	1.6	0	1	1	0	1	8	6.6	
CLEMSON	12/18	6	0	1	.000	0	0	.000	2	2	1.000	0	2	2	1.6	0	0	0	0	0	2	6.1	
vs. Arkansas State	12/21	16	1	6	.166	1	2	.500	0	0	.000	0	3	3	1.7	0	1	1	0	0	3	5.8	
STETSON	12/29	20	3	10	.300	1	8	.125	0	0	.000	0	2	2	1.8	0	0	0	0	0	7	5.9	
at Mississippi State*	1/3								DNP														
VANDERBILT*	1/7	14	4	9	.444	3	6	.500	1	1	1.000	0	0	0	1.6	0	0	0	0	1	12	6.4	
FLORIDA*	1/10	17	3	5	.600	1	2	.500	3	5	.600	0	0	0	1.5	3	0	0	0	0	10	6.6	
at LSU*	1/14	8	1	5	.200	0	3	.000	0	0	.000	2	0	2	1.5	1	0	0	0	1	2	6.3	
MISSOURI*	1/18	14	2	6	.333	2	4	.500	0	0	.000	0	2	2	1.6	0	0	0	0	0	6	6.3	
at Auburn*	1/21	10	1	3	.333	0	1	.000	0	0	.000	0	0	0	1.5	1	0	2	0	0	2	6.1	
at Georgia*	1/25	2	0	0	.000	0	0	.000	0	0	.000	0	0	0	1.4	0	0	0	0	0	0	5.7	
MISSISSIPPI STATE*	1/28								DNP														
at Arkansas*	2/1																						
AUBURN*	2/4																						
at South Carolina*	2/7																						
KENTUCKY*	2/11																						
at Missouri*	2/15																						
LSU*	2/18																						
GEORGIA*	2/23																						
at Texas A&M*	2/25																						
OLE MISS*	3/1																						
at Tennessee*	3/4																						

\* indicates Southeastern Conference opponent

**DAVIS' CAREER STATS**

YEAR	GP	GS	MIN	AVG	FG	FBA	PCT	3FG	3FBA	PCT	FT	FTA	PCT	OFF	DEF	TOT	AVG	PF	FO	AST	TO	BLK	STL	PTS	AVG
2016-17	18	0	232	12.9	35	109	.321	19	65	.292	14	16	.875	4	21	25	1.4	11	0	3	11	0	8	103	5.7
TOTAL	18	0	232	12.9	35	109	.321	19	65	.292	14	16	.875	4	21	25	1.4	11	0	3	11	0	8	103	5.7

**DAVIS' CAREER SEC STATS**

YEAR	GP	GS	MIN	AVG	FG	FBA	PCT	3FG	3FBA	PCT	FT	FTA	PCT	OFF	DEF	TOT	AVG	PF	FO	AST	TO	BLK	STL	PTS	AVG
2016-17	6	0	65	10.8	11	28	.393	6	16	.375	4	6	.667	2	2	4	0.7	5	0	0	2	0	2	32	5.3
TOTAL	6	0	65	10.8	11	28	.393	6	16	.375	4	6	.667	2	2	4	0.7	5	0	0	2	0	2	32	5.3



11

6-8 • 235 • Sr.

Forward

## SHANNON HALE

Johnson City, Tenn. (Christ School)

## CAREER HIGHS

Points	27	at Ole Miss (2/26/14)
Rebounds	11	vs. Southern Miss (11/20/14)
Assists	6	LSU (1/25/14)
Steals	3	vs. Western Carolina (11/17/14)
Blocks	3	at Auburn (2/17/15)
Minutes	39	Ole Miss (2/11/14)
Field Goals	8	at Georgia (3/5/16)
FG Att.	17	2x, last at South Carolina (1/30/16)
3-Point FG	5	Louisiana (11/20/15)
3-Point Att.	9	at South Carolina (1/30/16)
Free Throws	10	at Ole Miss (2/26/14)
FT Att.	12	Ole Miss (2/11/14)

## 2016-17 SEASON HIGHS

Points	19	Ball State (11/18/16)
Rebounds	4	Ball State (11/18/16)
Assists	3	Vanderbilt (1/17/17)
Steals	2	Ball State (11/18/16)
Blocks	1	5x, last vs. Florida (1/10/17)
Minutes	19	2X, last vs. Clemson (12/18/19)
Field Goals	7	Ball State (11/18/16)
FG Att.	12	Ball State (11/18/16)
3-Point FG	3	Ball State (11/18/16)
3-Point Att.	5	Ball State (11/18/16)
Free Throws	4	2X, last vs. Clemson (12/18/19)
FT Att.	6	vs. Clemson (12/18/19)

## MISCELLANEOUS STATS

CATEGORY	2016-17	CAREER
Double-digit scoring	1	41
20+ point games		5
Double-digit rebounding		1
Double-doubles		1
Led UA in scoring	1	14
Led UA in rebounding		7
Led UA in three-pointers		18
Led UA in assists		8
Led UA in steals		9
Led UA in blocks	2	12
5+ assist games		1
3+ three-pointers	1	10
3+ steal games		1
3+ block games		1

## HALE'S CAREER STATS

YEAR	GP	GS	MIN	AVG	FG	FBA	PCT	3FG	3FBA	PCT	FT	FTA	PCT	OFF	DEF	TOT	AVG	PF	FO	AST	TO	BLK	STL	PTS	AVG
2013-14	31	20	698	22.5	88	203	.433	31	88	.352	67	106	.632	28	83	111	3.6	62	0	32	54	11	17	274	8.8
2014-15	28	15	542	19.4	75	180	.417	26	86	.302	54	77	.701	29	60	89	3.2	54	1	32	53	14	21	230	8.2
2015-16	28	12	688	24.6	95	257	.370	43	131	.328	68	91	.747	24	56	80	2.9	64	2	14	58	7	13	301	10.8
2016-17	18	1	220	12.2	24	72	.333	8	38	.211	25	36	.694	5	19	24	1.3	22	1	6	19	6	5	81	4.5
TOTAL	105	48	2148	20.5	282	712	.396	108	343	.315	214	310	.690	86	218	304	2.9	202	4	84	184	38	56	886	8.4

## HALE'S CAREER SEC STATS

YEAR	GP	GS	MIN	AVG	FG	FBA	PCT	3FG	3FBA	PCT	FT	FTA	PCT	OFF	DEF	TOT	AVG	PF	FO	AST	TO	BLK	STL	PTS	AVG
2013-14	18	17	505	28.1	64	147	.435	21	60	.350	60	87	.690	18	56	74	4.1	45	0	24	42	6	14	209	11.6
2014-15	15	8	286	19.1	35	89	.393	16	47	.340	25	34	.735	18	24	42	2.8	23	0	14	25	9	8	111	7.4
2015-16	16	4	393	24.6	52	147	.354	23	82	.280	47	64	.734	13	32	45	2.8	38	2	9	28	2	10	174	10.9
2016-17	6	0	43	7.2	1	9	.111	0	6	.000	3	6	.500	1	5	6	1.0	2	0	4	1	1	0	5	0.8
TOTAL	55	29	1227	22.3	152	392	.388	60	195	.308	135	191	.707	50	117	167	3.0	108	2	51	96	18	32	499	9.1

## 2016-17 (SENIOR SEASON)

- Missed the Georgia (1/25) and Mississippi State (1/28) games due to a lower leg injury
- Had season-highs in points (19), made field goals (7), made three-pointers (3), rebounds (4) and steals (2) in Alabama's win over Ball State (11/18)
- Tallied nine points in Alabama's victory over Arkansas State (12/21)
- Registered nine points in the Crimson Tide's loss at Texas (12/2)
- Played in 28 games, starting 12 contests last year
- Missed five games on the season due to medical reasons
- Led the team in scoring in seven games and finished with 15 double-figure scoring games, which ranked third on the team
- Was second on the team with four games of 20 or more points
- Also ranked second in scoring average (10.8 ppg) and was third in field goals made (95)

- Scored a season-high 25 points at Georgia (3/5) while making a career-high eight field goals
- Led the team with 22 points against Mississippi State (2/20) while making four three-pointers
- Had 20 points in the win over Tennessee (1/26) while recording season-best marks in rebounds (8), field goals attempted (17), free throws made (9) and attempted (10)
- Led the team in scoring in all three games of the AdvoCare Invitational, averaging 16.3 ppg in the three-game tournament
- Scored 13 points in 26 minutes in the season opener against Kennesaw State (11/13)
- Put up 20 points in 28 minutes in the victory over then-No. 20 Wichita State (11/27)
- Scored 19 points, including three treys, in the win over then-No. 17 Notre Dame (11/29)
- Put up 16 points while going a perfect 4-of-4 from the free throw line at South Carolina (1/30)
- Led the team with 18 points on 5-of-6 shooting from behind the arc against Louisiana (11/20) and set career highs in three-pointers (5), blocks (2) and minutes (34) vs. the Ragin' Cajuns
- Scored 12 points and made the game-winning steal and dunk at Clemson (12/13) while also grabbing seven rebounds
- Returned to the lineup against Texas A&M (2/10) after missing two games (Mississippi State [2/2] and Missouri [2/6]) due to an injured foot and finished with 10 points
- Tapped to SEC All-Freshman team in 2013-14, becoming the first Alabama player to earn a spot on the all-freshman team since Trevor Releford in 2011

## HALE'S 2016-17 GAME-BY-GAME STATS

OPPONENT	DATE	GS	MIN	FG	FBA	PCT	3FG	3FBA	PCT	FT	FTA	PCT	OFF	DEF	TOT	AVG	PF	A	TO	BLK	STL	PTS	AVG
COASTAL CAROLINA	11/11	*	15	2	6	.333	0	2	.000	4	5	.800	0	1	1	1.0	1	0	1	0	0	8	8.0
DAYTON	11/15		13	0	4	.000	0	3	.000	2	2	1.000	1	1	2	1.5	0	0	0	1	0	2	5.0
BALL STATE	11/18		19	7	12	.583	3	5	.600	2	4	.500	2	2	4	2.3	2	1	2	1	2	19	9.7
vs. Valparaiso	11/21		13	0	2	.000	0	2	.000	0	0	.000	0	1	1	2.0	2	0	2	0	0	0	7.3
vs. Saint Louis	11/23		18	1	4	.250	1	3	.333	1	2	.500	0	3	3	2.2	3	1	0	1	0	4	6.6
CHARLESTON SO.	11/29		17	2	6	.333	1	3	.333	2	3	.666	0	3	3	2.3	3	0	5	1	1	7	6.7
at Texas	12/2		12	3	7	.428	1	3	.333	2	2	1.000	0	0	0	2.0	5	0	0	0	0	9	7.0
at Oregon	12/11		13	0	2	.000	0	1	.000	0	0	.000	0	0	0	1.8	1	0	3	0	0	0	6.1
USC UPSTATE	12/15		14	1	3	.333	1	2	.500	2	2	1.000	0	0	0	1.6	1	0	0	0	0	5	6.0
CLEMSON	12/18		19	2	7	.285	0	4	.000	4	6	.666	1	2	3	1.7	1	0	2	0	1	8	6.2
vs. Arkansas State	12/21		16	3	6	.500	1	3	.333	2	2	1.000	0	0	0	1.5	0	0	1	0	1	9	6.5
STETSON	12/29		8	2	4	.500	0	1	.000	1	2	.500	0	1	1	1.5	1	0	2	1	0	5	6.3
at Mississippi State*	1/3		8	1	3	.333	0	2	.000	0	2	.000	1	1	2	1.5	1	0	1	0	0	2	6.0
VANDERBILT*	1/7		15	0	3	.000	0	2	.000	3	4	.750	0	1	1	1.5	0	3	0	0	0	3	5.8
FLORIDA*	1/10		8	0	1	.000	0	0	.000	0	0	.000	0	1	1	1.5	0	0	0	1	0	0	5.4
at LSU*	1/14		1	0	0	.000	0	0	.000	0	0	.000	0	0	0	1.5	0	0	0	0	0	0	6.3
MISSOURI*	1/18		6	0	1	.000	0	1	.000	0	0	.000	0	1	1	1.4	0	0	0	0	0	0	4.8
at Auburn*	1/21		5	0	1	.000	0	1	.000	0	0	.000	0	1	1	1.3	1	1	0	0	0	0	4.5
at Georgia*	1/25																						
MISSISSIPPI STATE*	1/28																						
at Arkansas*	2/1																						
AUBURN*	2/4																						
at South Carolina*	2/7																						
KENTUCKY*	2/11																						
at Missouri*	2/15																						
LSU*	2/18																						
GEORGIA*	2/23																						
at Texas A&M*	2/25																						
OLE MISS*	3/1																						
at Tennessee*	3/4																						

\* indicates Southeastern Conference opponent





6-9 • 223 • So.

Forward

**DONTA HALL**

Luverne, Ala. (Luverne)

**CAREER HIGHS**

Points	15	USC Upstate (12/15/16)
Rebounds	12	vs. Valparaiso (11/21/16)
Assists	2	2X, last vs. USC Upstate (12/15/16)
Steals	3	at Creighton (3/15/16)
Blocks	5	3x, last at Creighton (3/15/16)
Minutes	25	at Oregon (12/11/16)
Field Goals	7	at Oregon (2.11/16)
FG Att.	9	at Oregon (12/11/16)
3-Point FG		
3-Point Att.		
Free Throws	4	2X, last vs. Mississippi State (1/28/17)
FT Att.	8	at Dayton (11/17/15)

**2016-17 SEASON HIGHS**

Points	15	USC Upstate (12/15/16)
Rebounds	12	vs. Valparaiso (11/21/16)
Assists	2	2X, last vs. USC Upstate (12/15/16)
Steals	2	2X, last vs. Florida (1/10/17)
Blocks	4	2X, last vs. Arkansas State (12/2/16)
Minutes	25	at Oregon (12/11/16)
Field Goals	7	at Oregon (12/11/16)
FG Att.	9	at Oregon (12/11/16)
3-Point FG		
3-Point Att.		
Free Throws	4	Mississippi State (1/28/17)
FT Att.	6	2X, last vs. USC Upstate (12/15/16)

**MISCELLANEOUS STATS**

CATEGORY	2016-17	CAREER
Double-digit scoring	4	5
20+ point games		
Double-digit rebounding	1	2
Double-doubles		
Led UA in scoring	2	2
Led UA in rebounding	8	14
Led UA in three-pointers		
Led UA in assists	1	1
Led UA in steals	5	8
Led UA in blocks	11	30
5+ assist games		
3+ three-pointers		
3+ steal games		1
3+ block games	4	12

**2016-17 (SOPHOMORE SEASON)**

- Leads team in field goal percentage (.676) and dunks (25), second in rebounding (5.5 rpg) and blocks (31)
- Averaging 6.5 points and 5.5 rebounds per game, while shooting 16-of-21 (.761) from the floor in last six games, which includes 11 dunks
- Has led squad in rebounds in eight games this season, which is tops on the team
- Led the team in rebounding (11) in Alabama's win over Georgia (1/25)
- Led the team in blocked shots (3) in the Tide's victory over Mississippi State (1/28)
- Had 13 points on 6-of-7 field goals and three dunks in the win at LSU (1/14)
- Shot a perfect 6-of-6 from the field to finish with 12 points, including four dunks, while leading the team in rebounds (8) and steals (2) against No. 23 Florida (1/10)
- Set new career-high in scoring for the second consecutive game with 15 points in the win over USC Upstate (12/15)



- Made his first career start and responded with 14 points and career-highs in assists (2), field goals made (7) and attempted (9), dunks (5) and minutes (25) in the loss at Oregon (12/11)
- Pulled down a career-high 12 rebounds to go along with a season-best nine points against Valparaiso (11/21)
- Matched his season-high in blocks (4), while adding five points and four rebounds in the win over Arkansas State (12/21)
- Did not score a point but pulled down 11 rebounds – the second-most in his career – in the win at Georgia (1/25)
- Named to SEC First Year Academic Roll
- Played in 33 games last year
- Ranked second on the team and sixth in the SEC with 1.7 blocks per game
- Led the team in field goal percentage (.607), making 37-of-61 attempts on the season
- Ranked second in blocked shots per game among all SEC freshmen
- Scored a season-high 10 points while leading the team with eight rebounds and two blocks in just 16 minutes against Auburn (2/27)
- Matched his season high with five blocks at Creighton (3/15)
- Blocked five shots, matching his season high, against Ole Miss (3/10) and was a perfect 2-of-2 from the field
- Had five points, seven rebounds and season-highs of five blocked shots and 21 minutes of action vs. Arkansas (3/2)
- Recorded season-highs of 10 rebounds and two steals, while adding six points in the win over Texas A&M (2/10)

**HALL'S 2016-17 GAME-BY-GAME STATS**

OPPONENT	DATE	GS	MIN	FG	FGA	PCT	3FG	FGA	PCT	FT	FTA	PCT	OFF	DEF	TOT	AVG	PF	A	TO	BLK	STL	PTS	AVG
COASTAL CAROLINA	11/11	12	1	3	.333	0	0	.000	0	0	.000	1	2	3	3.0	1	0	1	2	0	2	2.0	
DAYTON	11/15	18	0	0	.000	0	0	.000	1	2	.500	3	2	5	4.0	3	0	0	0	0	1	1.5	
BALL STATE	11/18	15	1	1	1.000	0	0	.000	1	4	.250	2	0	2	3.3	1	0	0	1	0	3	2.0	
vs. Valparaiso	11/21	23	4	7	.571	0	0	.000	1	2	.500	3	9	12	5.5	3	0	2	2	1	9	3.8	
vs. Saint Louis	11/23	23	1	3	.333	0	0	.000	1	2	.500	2	4	6	5.6	3	1	1	0	1	3	3.6	
CHARLESTON SO.	11/29	14	2	2	1.000	0	0	.000	2	2	1.000	1	6	7	5.8	3	0	0	1	0	6	4.0	
at Texas	12/2	19	1	1	1.000	0	0	.000	3	6	.500	1	4	5	5.7	3	1	0	4	0	5	4.1	
at Oregon	12/11	*	25	7	9	.777	0	0	.000	0	0	.000	4	3	7	5.9	2	2	2	1	1	14	5.4
USC UPSTATE	12/15	*	20	6	7	.857	0	0	.000	3	6	.500	1	7	8	6.1	1	2	0	1	0	15	6.4
CLEMSON	12/18	*	23	1	3	.333	0	0	.000	0	0	.000	2	5	7	6.2	1	1	0	3	1	2	6.0
vs. Arkansas State	12/21	*	17	1	3	.333	0	0	.000	3	4	.750	2	2	4	6.0	4	0	0	4	1	5	5.9
STETSON	12/29	*	16	4	5	.800	0	0	.000	0	0	.000	2	2	4	5.8	1	0	2	2	2	8	6.1
at Mississippi State*	1/3	*	20	3	5	.600	0	0	.000	0	1	.000	2	3	5	5.8	1	0	1	1	0	6	6.1
VANDERBILT*	1/7	*	8	0	1	.000	0	0	.000	0	0	.000	1	1	2	5.5	2	0	2	1	0	0	5.6
FLORIDA*	1/10	*	15	6	6	1.000	0	0	.000	0	0	.000	4	4	8	5.7	5	1	0	1	2	12	6.1
at LSU*	1/14	*	21	6	7	.857	0	0	.000	1	1	1.000	1	1	2	5.4	2	0	1	1	1	13	6.5
MISSOURI*	1/18	*	16	1	2	.500	0	0	.000	1	4	.250	2	2	4	5.4	5	0	0	1	0	3	6.3
at Auburn*	1/21	*	9	2	2	1.000	0	0	.000	1	2	.500	1	1	2	5.2	4	0	1	1	1	5	6.2
at Georgia*	1/25	*	29	0	1	.000	0	0	.000	0	0	.000	2	9	11	5.5	2	1	0	1	1	0	5.9
MISSISSIPPI STATE*	2/1	*	22	1	3	.333	0	0	.000	4	4	1.000	1	5	6	5.5	2	1	1	3	0	6	5.9
at Arkansas*	2/8																						
AUBURN*	2/4																						
at South Carolina*	2/7																						
KENTUCKY*	2/11																						
at Missouri*	2/15																						
LSU*	2/18																						
GEORGIA*	2/23																						
at Texas A&M*	2/25																						
OLE MISS*	3/1																						
at Tennessee*	3/4																						

\* indicates Southeastern Conference opponent

**HALL'S CAREER STATS**

YEAR	GP	GS	MIN	AVG	FG	FGA	PCT	3FG	3FGA	PCT	FT	FTA	PCT	OFF	DEF	TOT	AVG	PF	FO	AST	TO	BLK	STL	PTS	AVG
2015-16	33	0	421	12.8	37	61	.607	0	0	.000	19	44	.432	46	96	142	4.3	83	5	7	16	56	15	93	2.8
2016-17	20	13	365	18.3	48	71	.676	0	0	.000	22	40	.550	38	72	110	5.5	49	2	10	14	31	12	118	5.9
<b>TOTAL</b>	<b>53</b>	<b>13</b>	<b>786</b>	<b>14.8</b>	<b>85</b>	<b>132</b>	<b>.644</b>	<b>0</b>	<b>0</b>	<b>.000</b>	<b>41</b>	<b>84</b>	<b>.488</b>	<b>84</b>	<b>168</b>	<b>252</b>	<b>4.8</b>	<b>132</b>	<b>7</b>	<b>17</b>	<b>30</b>	<b>87</b>	<b>27</b>	<b>211</b>	<b>4.0</b>

**HALL'S CAREER SEC STATS**

YEAR	GP	GS	MIN	AVG	FG	FGA	PCT	3FG	3FGA	PCT	FT	FTA	PCT	OFF	DEF	TOT	AVG	PF	FO	AST	TO	BLK	STL	PTS	AVG
2015-16	18	0	227	12.6	19	34	.559	0	0	.000	8	21	.381	32	62	94	5.2	53	5	5	8	28	9	46	2.6
2016-17	8	8	140	17.5	19	27	.704	0	0	.000	7	12	.583	14	26	40	5.0	23	2	3	6	10	5	45	5.6
<b>TOTAL</b>	<b>26</b>	<b>8</b>	<b>367</b>	<b>14.1</b>	<b>38</b>	<b>61</b>	<b>.623</b>	<b>0</b>	<b>0</b>	<b>.000</b>	<b>15</b>	<b>33</b>	<b>.455</b>	<b>46</b>	<b>88</b>	<b>134</b>	<b>5.2</b>	<b>76</b>	<b>7</b>	<b>8</b>	<b>14</b>	<b>38</b>	<b>14</b>	<b>91</b>	<b>3.5</b>



12

6-5 • 205 • R-Fr.

Guard

## DAZON INGRAM

Theodore, Ala. (Theodore)

## CAREER HIGHS

Points	16	2X, last vs. Stetson (12/29/16)
Rebounds	10	2X, last vs. Vanderbilt (1/7/17)
Assists	7	2X, last at LSU (1/14/17)
Steals	3	2X, last vs. Mississippi State (1/28/17)
Blocks	1	6X, last vs. Vanderbilt (1/7/17)
Minutes	37	Dayton (11/15/16)
Field Goals	8	Kennesaw State (11/13/15)
FG Att.	13	Kennesaw State (11/13/15)
3-Point FG	3	Coastal Carolina (11/11/16)
3-Point Att.	3	4X, last vs. Mississippi State (1/28/17)
Free Throws	12	Mississippi State (1/28/17)
FT Att.	12	Mississippi State (1/28/17)

## 2016-17 SEASON HIGHS

Points	16	Stetson (12/29/16)
Rebounds	10	2X, last vs. Vanderbilt (1/7/17)
Assists	7	2X, last at LSU (1/14/17)
Steals	3	2X, last vs. Mississippi State (1/28/17)
Blocks	1	5X, last vs. Vanderbilt (1/7/17)
Minutes	37	Dayton (11/15/16)
Field Goals	6	Stetson (12/29/16)
FG Att.	12	vs. Vanderbilt (1/7/16)
3-Point FG	3	Coastal Carolina (11/11/16)
3-Point Att.	3	4X, last vs. Mississippi State (1/28/17)
Free Throws	12	Mississippi State (1/28/17)
FT Att.	12	Mississippi State (1/28/17)

## MISCELLANEOUS STATS

CATEGORY	2016-17	CAREER
Double-digit scoring	10	13
20+ point games		
Double-digit rebounding	2	2
Double-doubles	2	2
Led UA in scoring	2	2
Led UA in rebounding	2	5
Led UA in three-pointers	3	3
Led UA in assists	12	15
Led UA in steals	8	11
Led UA in blocks	3	4
5+ assist games	7	8
3+ three-pointers	1	1
3+ steal games	2	2
3+ block games		

## 2016-17 (REDSHIRT FRESHMAN SEASON)

- Recorded the first two double-doubles of his career, both coming in the Tide's last 10 games
- Leads team in assists (3.8 apg), steals (1.1 spg), and three-point field goal percentage (.423), second in scoring (9.8 ppg) and fourth in rebounds per game (4.7)
- Has seven games with five or more assists and 10 double-figure scoring games this season, both team highs
- Registered his second double-double (10 pts, 10 reb) of the season while adding five assists in the Tide's win against Vanderbilt (1/7)
- Recorded a career-high in made free-throws (12) and free-throws attempted (12) in Alabama's win over Mississippi State (1/28)
- Had seven assists and no turnovers, to go along with five points, six rebounds and two steals win over LSU (1/14)
- Tallied 12 points and led the team in assists with three in the Tide's win over Missouri (1/18)
- Recorded his first career double-double with career highs of 16 points and 10 rebounds in the win vs. Stetson (12/29)
- Led Alabama in scoring (13 pts), assists (4) and rebounds (9) in the Tide's victory at Mississippi State (1/3)
- Registered a career-high seven assists and 37 minutes, while scoring 14 points vs. Dayton (11/15)
- Was one of three Alabama players to finish in double-figures (10 pts) in the win over Arkansas State (12/21)
- Led Alabama in scoring (12 pts) and assists (6) against Texas (12/2)
- Recorded a career-high three three-pointers and led Alabama in assists with five to go along with 11 points in the Crimson Tide's season opener against Coastal Carolina (11/11)
- Led the team in blocks (2), while hitting a career-high eight free-throws in Alabama's win over Georgia (1/25)
- Named to SEC First Year Academic Honor Roll
- Started each of the first seven contests last year, scoring in double-digits three times, before suffering a left foot injury in practice on Dec. 8 that sidelined him for the remainder of the 2015-16 season
- At the time of his injury, he led the team in rebounds (5.9 rpg) and assists (3.3 apg)
- Started and scored 16 points on 8-of-11 shooting in his first collegiate game vs. Kennesaw State (11/13) while adding six rebounds and four assists in 28 minutes
- The debut was the best opening game by an Alabama freshman since JaMychal Green went for 17 points and 12 rebounds in the 2008-09 season opener vs. Mercer (11/6/08)
- Was second on the team with five rebounds and recorded his first career block at Dayton (11/17)
- Scored 11 points and finished with eight rebounds in the win over then-No. 20 Wichita State (11/27)
- Named Mr. Basketball in the state of Alabama in 2015



## INGRAM'S 2016-17 GAME-BY-GAME STATS

OPPONENT	DATE	GS	MIN	FG	FGA	PCT	3FG	FGB	PCT	FT	FTA	PCT	OFF	DEF	TOT	AVG	PF	A	TO	BLK	STL	PTS	AVG
COASTAL CAROLINA	11/11	*	29	4	5	.800	3	3	1.000	0	2	.000	0	4	4	4.0	3	5	1	0	1	11	11.0
DAYTON	11/15	*	37	5	7	.714	0	2	.000	4	6	.666	1	2	3	3.5	3	7	2	0	1	14	12.5
BALL STATE	11/18	*	23	2	7	.286	0	1	.000	4	4	1.000	0	5	5	4.0	1	2	0	0	3	8	11.0
vs. Valparaiso	11/21	*	23	3	4	.750	0	0	.000	2	2	1.000	1	2	3	3.8	2	5	3	0	0	8	10.3
vs. Saint Louis	11/23	*	26	2	3	.666	0	1	.000	6	7	.857	0	5	5	4.0	3	2	5	1	2	10	10.2
CHARLESTON So.	11/29	*	20	4	6	.666	1	1	1.000	0	1	.000	1	1	2	3.7	1	4	1	0	1	9	10.0
at Texas	12/2	*	33	5	10	.500	1	3	.333	1	2	.500	1	5	6	4.0	2	6	3	0	2	12	10.3
at Oregon	12/11	*	26	3	6	.500	0	0	.000	2	4	.500	0	3	3	3.9	2	1	2	1	0	8	10.0
USC UPSTATE	12/15	*	22	2	5	.400	0	2	.000	3	5	.600	0	3	3	3.8	2	4	0	0	1	7	9.7
CLEMSON	12/18	*	25	0	2	.000	0	1	.000	3	5	.600	1	5	6	4.0	2	2	3	0	1	3	9.0
vs. Arkansas State	12/21	*	20	3	6	.500	1	1	1.000	3	5	.600	2	3	5	4.1	4	3	3	1	1	10	9.1
STETSON	12/29	*	29	6	9	.666	1	1	1.000	3	5	.600	3	7	10	4.6	2	4	3	0	1	16	9.7
at Mississippi State*	1/3	*	35	4	8	.500	0	0	.000	5	6	.833	1	8	9	4.9	1	4	2	1	0	13	9.9
VANDERBILT*	1/7	*	31	4	12	.333	0	2	.000	2	5	.400	4	6	10	5.3	0	5	2	1	2	10	9.9
FLORIDA*	1/10	*	30	1	1	1.000	0	0	.000	6	10	.600	0	2	2	5.1	3	2	7	0	0	8	9.8
at LSU*	1/14	*	18	1	3	.333	0	0	.000	4	8	.500	0	5	5	5.1	4	7	0	0	2	6	9.6
MISSOURI*	1/18	*	29	4	5	.800	2	3	.666	2	6	.333	1	3	4	5.0	3	3	4	0	0	12	9.7
at Auburn*	1/21	*	24	3	7	.428	1	2	.500	0	2	.000	0	4	4	4.9	3	3	4	0	0	7	9.6
at Georgia*	1/25	*	23	0	3	.000	0	0	.000	8	11	.727	1	2	3	4.8	3	1	3	2	0	8	9.5
MISSISSIPPI STATE*	1/28	*	33	1	9	.111	1	3	.333	12	12	1.000	1	0	1	4.7	1	6	2	0	3	15	9.8
at Arkansas*	2/1																						
AUBURN*	2/4																						
at South Carolina*	2/7																						
KENTUCKY*	2/11																						
at Missouri*	2/15																						
LSU*	2/18																						
GEORGIA*	2/23																						
at Texas A&M*	2/25																						
OLE MISS*	3/1																						
at Tennessee*	3/4																						

\* indicates Southeastern Conference opponents

## INGRAM'S CAREER STATS

YEAR	GP	GS	MIN	AVG	FG	FGB	PCT	3FG	3FGB	PCT	FT	FTA	PCT	OFF	DEF	TOT	AVG	PF	FO	AST	TO	BLK	STL	PTS	AVG
2015-16	7	7	179	25.6	20	37	.541	1	2	.500	13	22	.591	6	35	41	5.9	24	2	23	24	3	8	54	7.7
2016-17	20	20	536	26.8	57	118	.483	11	26	.423	70	108	.648	18	75	93	4.7	45	0	76	50	7	21	195	9.8
TOTAL	27	27	715	26.5	77	155	.497	12	28	.429	83	130	.638	24	110	134	5.0	69	2	99	74	10	29	249	9.2

## INGRAM'S CAREER SEC STATS

YEAR	GP	GS	MIN	AVG	FG	FGB	PCT	3FG	3FGB	PCT	FT	FTA	PCT	OFF	DEF	TOT	AVG	PF	FO	AST	TO	BLK	STL	PTS	AVG
2015-16																									
2016-17	8	8	223	27.9	18	48	.375	4	10	.400	39	60	.650	8	30	38	4.8	18	0	31	24	4	7	79	9.9
TOTAL	8	8	223	27.9	18	48	.375	4	10	.400	39	60	.650	8	30	38	4.8	18	0	31	24	4	7	79	9.9



5-11 • 186 • So.

Guard

**AVERY JOHNSON JR.**

Dallas, Texas (Texas A&amp;M)

**CAREER HIGHS**

Points	17	vs. Clemson (12/18/16)
Rebounds	5	2X, last at Mississippi State (1/3/17)
Assists	6	Ball State (11/18/16)
Steals	3	2X, last vs. Clemson (12/18/16)
Blocks	1	Ball State (11/18/16)
Minutes	34	vs. Arkansas State (12/21/16)
Field Goals	5	4x, last at Mississippi State (1/3/17)
FG Att.	15	at Mississippi State (1/3/17)
3-Point FG	3	Ball State (11/18/16)
3-Point Att.	4	5x, last at Mississippi State (1/3/17)
Free Throws	4	Charleston Southern (11/29/16)
FT Att.	6	2X, last vs. Clemson (12/18/16)

**2016-17 SEASON HIGHS**

Points	17	vs. Clemson (12/18/16)
Rebounds	5	2X, last at Mississippi State (1/3/17)
Assists	6	2X, last vs. Stetson (12/29/16)
Steals	3	2X, last vs. Clemson (12/18/16)
Blocks	1	Ball State (11/18/16)
Minutes	34	vs. Arkansas State (12/21/16)
Field Goals	5	4x, last at Mississippi State (1/3/17)
FG Att.	15	at Mississippi State (1/3/17)
3-Point FG	3	Ball State (11/18/16)
3-Point Att.	4	6x, last at Auburn (1/21/17)
Free Throws	5	vs. Clemson (12/18/16)
FT Att.	6	2X, last vs. Clemson (12/18/16)

**MISCELLANEOUS STATS**

Category	2016-17	Career
Double-digit scoring	7	8
20+ point games		
Double-digit rebounding		
Double-doubles		
Led team in scoring	3	3
Led team in rebounding	1	1
Led team in three-pointers	2	2
Led team in assists	6	6
Led team in steals	4	4
Led team in blocks		
5+ assist games	1	1
3+ three-pointers	2	2
3+ steal games	1	1
3+ block games		

**2016-17 (SOPHOMORE SEASON)**

- Led Alabama in scoring with a career-high 17 points and matched his career-high three steals against Clemson (12/18)
- Led the team in scoring (13 pts) in Alabama's win over Mississippi State (1/3)
- Had a team-high 13 points in the Tide's win over Missouri (1/18)
- Led Alabama in made three-pointers (2) against Auburn (1/21)
- Led the team in assists (2) and steals (1) in Alabama's win over Georgia (1/25)
- Registered 13 points, five rebounds, six assists, three steals and made three field goals beyond the arc against Ball State (11/18)
- Had 13 points and matched his career highs in rebounds (5) and field goals made (5) at Mississippi State (1/3)
- Scored 11 points in 23 minutes off the bench in the victory over Charleston Southern (11/29)
- Led the Tide in assists (6), while adding 10 points against Stetson (12/29)
- Registered 10 points in 16 minutes against Texas (12/2)
- Accounted for six points, four assists and four rebounds in a career-high 34 minutes in the win over Arkansas State (12/21)
- Scored his first career points (2) with the Crimson Tide against Dayton (11/15)
- Sat out the 2015-16 season due to NCAA transfer rules
- Played in 13 games during his lone season at Texas A&M playing in a limited role
- Saw a season-best 18 minutes of action on opening night, scoring 10 points on 5-of-9 shooting vs. Northwestern State (11/14)
- Rated as a three-star prospect by 247Sports.com as well as the No. 56 point guard recruit nationally in the class of 2014
- Three-year starter at John Cooper School (The Woodlands, Texas) before starting as a senior at Plano West High School, where he graduated in 2014
- Played for head coach Anthony Morgan at Plano West, where he averaged 15 points and four assists per game while leading the Wolves to the 2014 District 10-5A Championship
- Garnered first team all-district and all-region honors as well as being named Plano West's Team MVP

**JOHNSON'S 2016-17 GAME-BY-GAME STATS**

OPPONENT	DATE	GS	MIN	FG	FBA	PCT	3FG	FBA	PCT	FT	FTA	PCT	OFF	DEF	TOT	AVG	PF	A	TO	BLK	STL	PTS	AVG
COASTAL CAROLINA	11/11		4	0	2	.000	0	1	.000	0	0	.000	0	1	1	1.0	2	0	2	0	0	0	0.0
DAYTON	11/15		6	1	3	.333	0	1	.000	0	0	.000	0	1	1	1.0	2	0	1	0	0	2	1.0
BALL STATE	11/18		18	5	7	.714	3	3	1.000	0	0	.000	0	5	5	2.3	0	6	1	1	3	13	5.0
vs. Valparaiso	11/21		15	1	3	.333	0	1	.000	0	1	.000	0	0	0	1.8	2	1	0	0	0	2	4.3
vs. Saint Louis	11/23		12	1	4	.250	1	3	.333	0	0	.000	0	1	1	1.6	1	0	0	0	0	3	4.0
CHARLESTON SO.	11/29		23	3	7	.429	1	4	.250	4	6	.666	0	2	2	1.7	0	3	0	0	0	11	5.2
at Texas	12/2		16	4	6	.666	2	4	.500	0	0	.000	1	0	1	1.6	3	0	3	0	0	10	5.9
at Oregon	12/11		11	2	5	.400	0	2	.000	0	0	.000	0	0	0	1.4	4	0	1	0	0	4	5.6
USC UPSTATE	12/15		21	2	4	.500	0	1	.000	2	3	.666	0	0	0	1.2	0	1	0	0	0	6	5.7
CLEMSON	12/18		28	5	11	.454	2	4	.500	5	6	.833	1	0	1	1.2	3	2	2	0	3	17	6.8
vs. Arkansas State	12/21	*	34	3	12	.250	0	3	.000	0	0	.000	1	3	4	1.5	3	4	1	0	2	6	6.7
STETSON	12/29	*	27	3	10	.300	2	4	.500	2	2	1.000	0	2	2	1.5	4	6	1	0	1	10	7.0
at Mississippi State*	1/3	*	32	5	15	.333	1	4	.250	2	2	1.000	0	5	5	1.8	3	0	2	0	0	13	7.5
VANDERBILT*	1/7	*	20	2	7	.286	2	3	.666	0	0	.000	0	0	0	1.6	1	0	0	0	1	6	7.4
FLORIDA*	1/10	*	25	1	7	.142	0	2	.000	1	2	.500	1	1	2	1.7	1	3	3	0	1	3	7.1
at LSU*	1/14	*	15	0	6	.000	0	2	.000	2	2	1.000	0	0	0	1.6	1	1	1	0	0	2	6.8
MISSOURI*	1/18		20	4	7	.571	1	3	.333	4	4	1.000	0	1	1	1.5	2	1	0	0	2	13	7.1
at Auburn*	1/21		23	3	8	.375	2	4	.500	0	0	.000	1	1	2	1.6	3	1	0	0	0	8	7.2
at Georgia*	1/25		15	2	6	.333	0	3	.000	0	0	.000	0	0	0	1.5	0	2	1	0	1	4	7.0
MISSISSIPPI STATE*	1/28		13	1	5	.200	0	3	.000	0	0	.000	0	1	1	1.5	3	0	1	0	0	2	6.8
at Arkansas*	2/1																						
AUBURN*	2/4																						
at South Carolina*	2/7																						
KENTUCKY*	2/11																						
at Missouri*	2/15																						
LSU*	2/18																						
GEORGIA*	2/23																						
at Texas A&M*	2/25																						
OLE MISS*	3/1																						
at Tennessee*	3/4																						

\* indicates Southeastern Conference opponent

**JOHNSON'S CAREER STATS**

YEAR	GP	GS	MIN	AVG	FG	FBA	PCT	3FG	3FBA	PCT	FT	FTA	PCT	OFF	DEF	TOT	AVG	PF	FO	AST	TO	BLK	STL	PTS	AVG
2014-15	13	0	56	4.3	7	20	.350	1	6	.167	3	5	.600	0	3	3	0.2	8	0	1	2	0	0	18	1.4
2016-17	20	6	378	18.9	48	135	.356	17	55	.309	22	28	.786	5	24	29	1.5	38	0	31	20	1	14	135	6.8
<b>TOTAL</b>	<b>33</b>	<b>6</b>	<b>434</b>	<b>13.2</b>	<b>55</b>	<b>155</b>	<b>.355</b>	<b>18</b>	<b>61</b>	<b>.295</b>	<b>25</b>	<b>33</b>	<b>.758</b>	<b>5</b>	<b>27</b>	<b>32</b>	<b>1.0</b>	<b>46</b>	<b>0</b>	<b>32</b>	<b>22</b>	<b>1</b>	<b>14</b>	<b>153</b>	<b>4.6</b>

**JOHNSON'S CAREER SEC STATS**

YEAR	GP	GS	MIN	AVG	FG	FBA	PCT	3FG	3FBA	PCT	FT	FTA	PCT	OFF	DEF	TOT	AVG	PF	FO	AST	TO	BLK	STL	PTS	AVG
2014-15	4	0	6	1.5	0	0	.000	0	0	.000	1	2	.500	0	0	0	0.0	2	0	1	0	0	0	1	0.3
2016-17	8	4	163	20.4	18	61	.295	6	24	.250	9	10	.900	2	9	11	1.4	14	0	8	8	0	5	51	6.4
<b>TOTAL</b>	<b>12</b>	<b>4</b>	<b>169</b>	<b>14.1</b>	<b>18</b>	<b>61</b>	<b>.304</b>	<b>6</b>	<b>21</b>	<b>.295</b>	<b>10</b>	<b>12</b>	<b>.833</b>	<b>2</b>	<b>9</b>	<b>11</b>	<b>0.9</b>	<b>16</b>	<b>0</b>	<b>9</b>	<b>8</b>	<b>0</b>	<b>5</b>	<b>52</b>	<b>4.3</b>





25

6-8 • 225 • Fr.

Forward

## BRAXTON KEY

Charlotte, N.C. (Oak Hill Academy)

## CAREER HIGHS

Points	26	at Georgia (1/26/17)
Rebounds	11	vs. Vanderbilt (1/7/17)
Assists	5	USC Upstate (12/15/16)
Steals	3	at Mississippi State (1/3/17)
Blocks	2	3X, last vs. Arkansas State (12/21/16)
Minutes	37	at Georgia (1/26/17)
Field Goals	8	Florida (1/10/17)
FG Att.	17	Florida (1/10/17)
3-Point FG	3	3X, last at Georgia (1/26/17)
3-Point Att.	5	3X, last vs. Missouri (1/18/17)
Free Throws	10	Mississippi State (1/28/17)
FT Att.	14	Mississippi State (1/28/17)

## 2016-17 SEASON HIGHS

Points	26	at Georgia (1/26/17)
Rebounds	11	vs. Vanderbilt (1/7/17)
Assists	5	USC Upstate (12/15/16)
Steals	3	at Mississippi State (1/3/17)
Blocks	2	3X, last vs. Arkansas State (12/21/16)
Minutes	37	at Georgia (1/26/17)
Field Goals	8	Florida (1/10/17)
FG Att.	17	Florida (1/10/17)
3-Point FG	3	3X, last at Georgia (1/26/17)
3-Point Att.	5	3X, last vs. Missouri (1/18/17)
Free Throws	10	Mississippi State (1/28/17)
FT Att.	14	Mississippi State (1/28/17)

## MISCELLANEOUS STATS

CATEGORY	2016-17	CAREER
Double-digit scoring	11	11
20+ point games	2	2
Double-digit rebounding	1	1
Double-doubles		
Led UA in scoring	7	7
Led UA in rebounding	4	4
Led UA in three-pointers	6	6
Led UA in assists	5	5
Led UA in steals	2	2
Led UA in blocks	6	6
5+ assist games	1	1
3+ three-pointers	3	3
3+ steal games		
3+ block games		

## 2016-17 (FRESHMAN SEASON)

- Was named SEC Freshman of the Week (1/30)
- Leads team in scoring (11.9), rebounding (6.0 rpg), minutes (27.8 mpg), and is second in assists (2.0 apg)
- His 11 double-figure scoring games this season tops the team
- Averaging 15.1 points per game through the first eight games of Southeastern Conference play
- Set a new career-high in scoring (26 pts), minutes (37), made free-throws (9) and free-throws attempted (13) in Alabama's win over Georgia (1/25)
- Scored 24 points in 35 minutes, while setting career highs in field goals made (8) and attempted (17) vs. Florida (1/10)
- Led Alabama in scoring (18 pts), assists (3) and blocks (1) against Auburn (1/21)
- Led the team in scoring (19 pts) in the Tide's win over Mississippi State (1/28)
- Finished with 18 points and nine rebounds, while knocking down season highs in free throws made (10) and attempted (14) vs. Mississippi State
- Led the team in made three-pointers (2), assists (3), while scoring 11 points in the Tide's win over Missouri (1/18)
- Led the Tide in scoring (16 pts) and blocks (2), while making his first career start at Alabama against Saint Louis (11/23)
- Had 14 points vs. Charleston Southern (11/29)
- Registered 15 points and had season highs of six rebounds and 6-of-9 shooting from the foul line vs. Dayton (11/15)
- Pulled down a career-best 11 rebounds to go along with seven points in Alabama's win over Vanderbilt (1/7)
- Recorded a season-high five assists to go along with 10 points and nine boards vs. USC Upstate (12/15)
- Recorded six points, four rebounds and three assists in 29 minutes in his Crimson Tide debut vs. Coastal Carolina (11/11)
- A consensus four-star recruit from all four major national recruiting services (Scout, ESPN, Rivals and 247Sports)
- Listed as the No. 13 small forward, the No. 68 overall player and the No. 2 player in the state of Virginia by 247Sports.com
- Ranked as the No. 33 player in the 2016 ESPN top-100 prospects list
- Named the Most Outstanding Player of the DICK's Nationals Tournament, where he led Oak Hill to the national championship and a 45-1 overall record
- Had a game-high 20 points and nine rebounds in the national championship game against La Lumiere
- Scored a season-high 23 points against Orangeville Prep
- A two-time Class AA Mr. Basketball in the state of Tennessee (2014 and 2015)
- Averaged 20.7 points, 10.5 rebounds and 4.9 assists in leading Christ Presbyterian to a state title in the 2014-15 season, two semifinal appearances and a combined 103-10 record over the three seasons



## KEY'S 2016-17 GAME-BY-GAME STATS

OPPONENT	DATE	GS	MIN	FG	FBA	PCT	3FG	FBA	PCT	FT	FTA	PCT	OFF	DEF	TOT	AVG	PF	A	TO	BLK	STL	PTS	AVG
COASTAL CAROLINA	11/11		29	3	4	.750	0	1	.000	0	0	.000	1	3	4	4.0	2	3	1	0	2	6	6.0
DAYTON	11/15		26	4	8	.500	1	2	.500	6	9	.666	2	4	6	5.0	4	1	1	1	0	15	10.5
BALL STATE	11/18		19	2	3	.666	1	1	1.000	0	0	.000	0	1	1	3.7	1	0	2	0	0	5	8.7
vs. Valparaiso	11/21		23	3	6	.500	1	1	1.000	1	2	.500	0	2	2	3.3	1	2	0	1	0	8	8.5
vs. Saint Louis	11/23	*	30	6	10	.600	3	4	.750	1	2	.500	0	2	2	3.0	3	1	4	2	1	16	10.0
CHARLESTON SO.	11/29	*	19	6	8	.750	2	4	.500	0	2	.000	2	4	6	3.5	2	3	2	2	0	14	10.7
at Texas	12/2	*	34	3	11	.272	1	5	.200	2	6	.333	1	6	7	4.0	4	1	1	0	0	9	10.4
at Oregon	12/11	*	28	3	8	.375	0	3	.000	0	0	.000	2	2	4	4.0	2	2	5	1	1	6	9.9
USC UPSTATE	12/15	*	26	5	9	.555	0	2	.000	0	2	.000	3	6	9	4.6	1	5	3	1	0	10	9.9
CLEMSON	12/18	*	27	2	11	.181	0	4	.000	2	2	1.000	1	2	3	4.4	1	1	1	0	1	6	9.5
vs. Arkansas State	12/21	*	29	5	8	.625	1	1	1.000	0	0	.000	2	5	7	4.6	3	2	4	2	1	11	9.6
STETSON	12/29	*	21	4	10	.400	0	1	.000	2	4	.500	4	5	9	5.0	2	4	5	0	1	10	9.7
at Mississippi State*	1/3	*	20	3	5	.600	1	2	.500	2	2	1.000	2	4	6	5.1	4	1	5	0	3	9	9.6
VANDERBILT*	1/7	*	33	2	7	.286	1	2	.500	2	2	1.000	4	7	11	5.5	3	1	1	0	0	7	9.4
FLORIDA*	1/10	*	35	8	17	.470	3	4	.750	5	8	.625	2	3	5	5.5	2	1	4	1	1	24	10.4
at LSU*	1/14	*	33	2	12	.166	0	5	.000	3	5	.600	2	7	9	5.7	5	3	1	0	1	7	10.2
MISSOURI*	1/18	*	24	4	9	.444	2	5	.400	1	2	.500	2	5	7	5.8	3	3	4	0	1	11	10.2
at Auburn*	1/21	*	28	5	12	.416	1	4	.250	7	10	.700	1	3	4	5.7	2	3	4	1	0	18	10.7
at Georgia*	1/25	*	37	7	11	.636	3	4	.750	9	13	.692	3	6	9	5.8	1	2	3	0	0	26	11.5
MISSISSIPPI STATE*	1/28	*	34	4	13	.307	1	4	.250	10	14	.714	3	6	9	6.0	2	1	5	1	1	19	11.9
at Arkansas*	2/1																						
AUBURN*	2/4																						
at South Carolina*	2/7																						
KENTUCKY*	2/11																						
at Missouri*	2/15																						
LSU*	2/18																						
GEORGIA*	2/23																						
at Texas A&M*	2/25																						
OLE MISS*	3/1																						
at Tennessee*	3/4																						

\* indicates Southeastern Conference opponent

## KEY'S CAREER STATS

YEAR	GP	GS	MIN	AVG	FG	FBA	PCT	3FG	3FBA	PCT	FT	FTA	PCT	OFF	DEF	TOT	AVG	PF	FO	AST	TO	BLK	STL	PTS	AVG
2016-17	20	16	555	27.8	81	182	.445	22	59	.373	53	85	.624	37	83	120	6.0	48	1	40	56	13	14	237	11.9
TOTAL	20	16	555	27.8	81	182	.445	22	59	.373	53	85	.624	37	83	120	6.0	48	1	40	56	13	14	237	11.9

## KEY'S CAREER SEC STATS

YEAR	GP	GS	MIN	AVG	FG	FBA	PCT	3FG	3FBA	PCT	FT	FTA	PCT	OFF	DEF	TOT	AVG	PF	FO	AST	TO	BLK	STL	PTS	AVG
2016-17	8	8	244	30.5	35	86	.407	12	30	.400	39	56	.696	19	41	60	7.5	22	1	15	27	3	7	121	15.1
TOTAL	8	8	244	30.5	35	86	.407	12	30	.400	39	56	.696	19	41	60	7.5	22	1	15	27	3	7	121	15.1



6-7 • 228 • Jr.

G/F

## NICK KING

Memphis, Tenn. (Memphis)

## CAREER HIGHS

Points	23	Oklahoma State (11/19/13)
Rebounds	10	Western Illinois (12/23/14)
Assists	3	2x, last vs. Stephen F. Austin (12/2/14)
Steals	4	2x, last vs. Gonzaga (1/31/15)
Blocks	3	Siena (11/28/13)
Minutes	29	Wichita State (11/18/14)
Field Goals	8	vs. Oklahoma State (11/19/13)
FG Att.	13	2x, last vs. East Carolina (2/10/15)
3-Point FG	2	2x, last vs. SMU (2/26/15)
3-Point Att.	3	2x, last vs. Tulsa (2/28/15)
Free Throws	6	2x, last vs. LeMoyne-Owen (1/18/14)
FT Att.	12	Nicholls State (11/23/13)

## 2016-17 SEASON HIGHS

Points	9	Saint Louis (11/23/16)
Rebounds	5	2X, last vs. Charleston So. (11/29/16)
Assists	1	2X, last vs. Charleston So. (11/29/16)
Steals	2	Ball State (11/18/16)
Blocks	2	Coastal Carolina (11/11/16)
Minutes	19	vs. Saint Louis (11/23/16)
Field Goals	3	2x, last vs. Saint Louis (11/23/16)
FG Att.	6	2x, last vs. Valparaiso (11/21/16)
3-Point FG	1	3x, last at Texas (12/2/16)
3-Point Att.	4	vs. Valparaiso (11/21/16)
Free Throws	2	2x, last vs. Saint Louis (11/23/16)
FT Att.	3	Ball State (11/18/16)

## MISCELLANEOUS STATS

Category	2016-17	Career
Double-digit scoring		15
20+ point games		1
Double-digit rebounding		1
Double-doubles		1
Led UA in scoring		7
Led UA in rebounding		8
Led UA in three-pointers		
Led UA in assists		2
Led UA in steals		4
Led UA in blocks		3
5+ assist games		
3+ three-pointers		
3+ steal games		5
3+ block games		1

## 2016-17 (JUNIOR SEASON)

- Out indefinitely and has missed 12 straight games with a lung infection
- Made his first start at Alabama against Charleston Southern (11/29)
- Registered a season-high nine points in Alabama's victory over Saint Louis (11/23)
- Had seven points and five rebounds vs. Valparaiso (11/21)
- Scored his first points (2) of the season against Ball State (11/18)
- Recorded two blocks in just four minutes in Alabama's season opener against Coastal Carolina (11/11)
- Sat out the 2015-16 season due to NCAA transfer rules.
- Saw action in 62 games in two seasons at Memphis (14.6 minutes per game)
- Averaged 5.9 points and 4.0 rebounds
- Shot 44.8 percent from the floor, 27.5 percent from the three-point arc and 57.2 percent from the free throw line
- Had 40 assists, 19 blocked shots and 34 steals
- Had 15 double-figure scoring games and 28 games with five or more rebounds
- Earned Tiger Academic 30 distinction for the 2013 fall semester, which honors the top grade-point average from each team for a semester
- Named to the Tiger 3.0 Club for the 2014 spring and 2013 fall semesters
- Helped the team to an NCAA Tournament at-large berth and advanced to the third round in 2014
- Played in 28 games (18.9 minutes per game) as a sophomore, making seven starts
- Averaged 7.2 points and 4.8 rebounds
- Team's fifth-leading scorer and fourth-leading rebounder
- Shot 40.4 percent from the field, 25.0 from the three-point line and 63.5 percent from the free throw line
- Had 10 double-figure scoring games and 16 contests with five or more boards
- Averaged 4.9 points, 3.3 rebounds and shot 51.8 percent from the field
- Had five double-figure scoring games and 12 contests with five or more boards in his first collegiate season
- Had 11 points and five assists in 22 minutes during the exhibition game against Faulkner (11/3)



## KING'S 2016-17 GAME-BY-GAME STATS

OPPONENT	DATE	GS	MIN	FG	FBA	PCT	3FG	FBA	PCT	FT	FTA	PCT	OFF	DEF	TOT	AVG	PF	A	TO	BLK	STL	PTS	AVG
COASTAL CAROLINA	11/11		4	0	0	.000	0	0	.000	0	0	.000	0	1	1	1.0	0	0	0	2	1	0	0.0
DAYTON	11/15		8	0	2	.000	0	1	.000	0	0	.000	0	1	1	1.0	0	1	2	0	0	0	0.0
BALL STATE	11/18		13	0	6	.000	0	1	.000	2	3	.666	1	2	3	1.7	0	1	2	0	2	2	0.7
vs. Valparaiso	11/21		13	3	6	.500	1	4	.250	0	0	.000	1	4	5	2.5	2	0	2	0	0	7	2.3
vs. Saint Louis	11/23		19	3	5	.600	1	3	.333	2	2	1.000	0	4	4	2.8	0	0	0	0	1	9	3.6
CHARLESTON SO.	11/29	*	17	1	4	.250	0	3	.000	0	1	.000	1	4	5	3.2	0	1	0	0	1	2	3.3
at Texas	12/2	*	15	1	2	.500	1	1	1.000	0	0	.000	0	1	1	2.9	1	0	1	0	0	3	3.3
at Oregon	12/11								DNP - ILLNESS														
USC UPSTATE	12/15								DNP - ILLNESS														
CLEMSON	12/18								DNP - ILLNESS														
vs. Arkansas State	12/21								DNP - ILLNESS														
STETSON	12/29								DNP - ILLNESS														
at Mississippi State*	1/3								DNP - ILLNESS														
VANDERBILT*	1/7								DNP - ILLNESS														
FLORIDA*	1/10								DNP - ILLNESS														
at LSU*	1/14								DNP - ILLNESS														
MISSOURI*	1/18								DNP - ILLNESS														
at Auburn*	1/21								DNP - ILLNESS														
at Georgia*	1/25								DNP - ILLNESS														
MISSISSIPPI STATE*	1/28								DNP - ILLNESS														
at Arkansas*	2/1																						
AUBURN*	2/4																						
at South Carolina*	2/7																						
KENTUCKY*	2/11																						
at Missouri*	2/15																						
LSU*	2/18																						
GEORGIA*	2/23																						
at Texas A&M*	2/25																						
OLE MISS*	3/1																						
at Tennessee*	3/4																						

\* indicates Southeastern Conference opponent

## KING'S CAREER STATS

YEAR	GP	GS	MIN	AVG	FG	FBA	PCT	3FG	3FBA	PCT	FT	FTA	PCT	OFF	DEF	TOT	AVG	PF	FO	AST	TO	BLK	STL	PTS	AVG
2013-14	34	0	377	11.1	59	114	.518	5	16	.313	44	85	.518	47	65	112	3.3	35	0	12	18	10	18	167	4.9
2014-15	28	7	528	18.9	74	183	.404	6	24	.250	47	74	.635	51	83	134	4.8	41	0	28	29	9	16	201	7.2
2016-17	7	2	89	12.7	8	25	.320	3	13	.231	4	6	.667	3	17	20	2.9	3	0	3	7	2	5	23	3.3
TOTAL	69	9	994	14.4	141	322	.438	14	53	.264	95	165	.576	101	165	266	3.9	79	0	43	54	21	39	391	5.7

## KING'S CAREER SEC STATS

YEAR	GP	GS	MIN	AVG	FG	FBA	PCT	3FG	3FBA	PCT	FT	FTA	PCT	OFF	DEF	TOT	AVG	PF	FO	AST	TO	BLK	STL	PTS	AVG
2016-17																									
TOTAL																									



6-7 • 205 • Jr.

G/F

## RILEY NORRIS

Albertville, Ala. (Albertville)

## CAREER HIGHS

Points	27	South Carolina (1/13/16)
Rebounds	16	at LSU (2/17/16)
Assists	3	at Georgia (3/5/16)
Steals	3	3X, last vs. Ball State (11/18/16)
Blocks	2	vs. Jacksonville State (12/29/15)
Minutes	41	vs. Jacksonville State (12/29/15)
Field Goals	9	South Carolina (1/13/16)
FG Att.	16	South Carolina (1/13/16)
3-Point FG	8	South Carolina (1/13/16)
3-Point Att.	11	South Carolina (1/13/16)
Free Throws	8	Louisiana (11/20/15)
FT Att.	10	Louisiana (11/20/15)

## 2016-17 SEASON HIGHS

Points	20	at LSU (1/14/17)
Rebounds	9	vs. Arkansas State (12/21/16)
Assists	2	3X, last vs. Stetson (12/29/16)
Steals	3	Ball State (11/18/16)
Blocks	1	2X, last vs. Mississippi State (1/28/17)
Minutes	35	at LSU (1/14/17)
Field Goals	7	Stetson (12/29/16)
FG Att.	12	at LSU (1/14/17)
3-Point FG	3	4X, last vs. Mississippi State (1/28/17)
3-Point Att.	7	at LSU (1/14/17)
Free Throws	5	at LSU (1/14/17)
FT Att.	5	at LSU (1/14/17)

## MISCELLANEOUS STATS

CATEGORY	2016-17	CAREER
Double-digit scoring	9	27
20+ point games	1	2
Double-digit rebounding		7
Double-doubles		4
Led UA in scoring	3	7
Led UA in rebounding	2	19
Led UA in three-pointers	8	21
Led UA in assists	1	6
Led UA in steals	3	16
Led UA in blocks		5
5+ assist games		
3+ three-pointers	4	12
3+ steal games		2
3+ block games		

## 2016-17 JUNIOR SEASON

- Averaging 14.2 points in 33.8 minutes of action while shooting 46.2 percent (12-of-26) from beyond the arc over his last five games
- Second on the team in made three-pointers (27), while topping the team in three-pointers attempted (80)
- Ranks third on the team in scoring (8.9 ppg)
- Established a season-high 20 points in the victory at LSU (1/14)
- Registered 15 points in the win at Georgia (1/25)
- Had 13 points in the win over Mississippi State (1/28)
- Led the team in scoring (13 pts) and made three-pointers (2) in the win over Missouri (1/18)
- Scored a season-high 18 points vs. Stetson (12/29)
- Recorded 14 points in Alabama's season opener against Coastal Carolina (11/11)
- Collected 11 points, including a clutch three-pointer to seal the win at Mississippi State (1/3)
- Led the team in rebounds with a season-high (9), while tallying eight points against Arkansas State (12/21)
- Scored a team high 10 points against Valparaiso (11/21)
- Registered nine points against Texas (12/2)
- Played in 33 games for the Tide last year, starting 19 contests
- Led the team in rebounding (5.3) and double-doubles (3), and was second in three-point shooting (.375)
- In SEC play, he led the team with 6.1 rebounds per game and 38 percent (30-of-79) shooting from behind the arc to go along with 8.3 ppg
- Earned his first start of the season and responded with a school record-tying eight three-pointers and a career-high 27 points in the win over South Carolina (1/16)
- Also established career high numbers of 9-of-16 shooting from the floor and 8-of-11 from deep against the Gamecocks on his way to becoming the sixth player in school history, and the first since Mykal Riley on March 13, 2008, to hit eight treys in a game
- Recorded his first double-double of the year with 10 points and a game-high 11 rebounds against Jacksonville State (12/29) while also blocking two shots in a career-high 41 minutes
- Recorded his second double-double of the season against LSU (1/23) with a 10 points and a team-high 10 rebounds ... set a career high with 16 rebounds in the win at LSU (2/17)
- Led the team with a career-high 13 rebounds to go along with six points and two steals against Tennessee (1/26)



## NORRIS' 2016-17 GAME-BY-GAME STATS

OPPONENT	DATE	GS	MIN	FG	FBA	PCT	3FG	FBA	PCT	FT	FTA	PCT	OFF	DEF	TOT	AVG	PF	A	TO	BLK	STL	PTS	AVG
COASTAL CAROLINA	11/11	*	29	4	9	.444	3	5	.600	3	4	.750	2	3	5	5.0	0	0	2	1	0	14	14.0
DAYTON	11/15	*	27	2	10	.200	2	6	.333	2	4	.500	3	2	5	5.0	4	1	1	0	0	8	11.0
BALL STATE	11/18	*	16	1	4	.250	0	2	.000	2	2	1.000	2	1	3	4.3	2	1	0	0	3	4	8.7
vs. Valparaiso	11/21	*	28	3	6	.500	2	4	.500	2	2	1.000	3	2	5	4.5	3	1	1	0	0	10	9.0
vs. Saint Louis	11/23	*	18	1	5	.200	1	3	.333	0	0	.000	1	0	1	3.8	3	1	1	0	2	3	7.8
CHARLESTON SO.	11/29		14	3	6	.500	1	3	.333	1	1	1.000	1	1	2	3.5	2	2	0	0	1	8	7.8
at Texas	12/2		26	3	6	.500	1	4	.250	2	2	1.000	2	1	3	3.4	2	2	1	0	1	9	8.0
at Oregon	12/11		29	0	3	.000	0	2	.000	0	0	.000	1	6	7	3.9	2	2	0	0	2	0	7.0
USC UPSTATE	12/15		19	4	8	.500	1	4	.250	0	0	.000	3	1	4	3.9	1	0	1	0	0	9	7.2
CLEMSON	12/18		20	1	4	.250	0	2	.000	0	0	.000	1	2	3	3.8	0	1	1	0	1	2	6.7
vs. Arkansas State	12/21	*	29	3	8	.375	0	3	.000	2	3	.666	3	6	9	4.3	1	0	2	0	0	8	6.8
STETSON	12/29	*	29	7	11	.636	3	6	.500	1	1	1.000	0	3	3	4.2	2	2	0	0	1	18	7.8
at Mississippi State*	1/3	*	32	3	9	.333	1	4	.250	4	4	1.000	2	0	2	4.0	4	1	2	0	0	11	8.0
VANDERBILT*	1/7	*	19	0	5	.000	0	4	.000	0	0	.000	0	2	2	3.9	0	0	0	0	0	0	7.4
FLORIDA*	1/10	*	26	1	4	.250	0	2	.000	1	4	.250	0	2	2	3.7	4	0	2	0	1	3	7.1
at LSU*	1/14	*	35	6	12	.500	3	7	.428	5	5	1.000	2	3	5	3.8	2	0	0	0	1	20	7.9
MISSOURI*	1/18	*	34	5	10	.500	2	5	.400	1	4	.250	2	2	4	3.8	1	1	2	0	1	13	8.2
at Auburn*	1/21	*	33	4	10	.400	2	6	.333	0	0	.000	1	1	2	3.7	3	0	2	0	1	10	8.3
at Georgia*	1/25	*	33	5	7	.714	2	3	.666	3	4	.750	0	3	3	3.7	4	0	0	0	0	15	8.7
MISSISSIPPI STATE*	1/28	*	34	4	11	.363	3	5	.600	2	2	1.000	0	2	2	3.6	2	1	1	1	1	13	8.9
at Arkansas*	2/1																						
AUBURN*	2/4																						
at South Carolina*	2/7																						
KENTUCKY*	2/11																						
at Missouri*	2/15																						
LSU*	2/18																						
GEORGIA*	2/23																						
at Texas A&M*	2/25																						
OLE MISS*	3/1																						
at Tennessee*	3/4																						

\* indicates Southeastern Conference opponent

## NORRIS' CAREER STATS

YEAR	GP	GS	MIN	AVG	FG	FBA	PCT	3FG	3FBA	PCT	FT	FTA	PCT	OFF	DEF	TOT	AVG	PF	FO	AST	TO	BLK	STL	PTS	AVG
2014-15	34	8	712	20.9	55	145	.379	25	74	.338	26	43	.605	40	102	142	4.2	79	1	22	31	7	21	161	4.7
2015-16	33	19	930	28.2	77	208	.370	45	120	.375	47	72	.653	54	122	176	5.3	64	0	23	39	8	26	246	7.5
2016-17	20	15	530	26.5	60	148	.405	27	80	.338	31	42	.738	29	43	72	3.6	42	0	16	19	2	16	178	8.9
TOTAL	87	42	2172	25.0	192	501	.383	97	274	.354	104	157	.662	123	267	390	4.5	185	1	61	89	17	63	585	6.7

## NORRIS' CAREER SEC STATS

YEAR	GP	GS	MIN	AVG	FG	FBA	PCT	3FG	3FBA	PCT	FT	FTA	PCT	OFF	DEF	TOT	AVG	PF	FO	AST	TO	BLK	STL	PTS	AVG
2014-15	18	4	381	21.2	24	75	.320	13	42	.310	14	25	.560	20	52	72	4.0	41	1	11	18	2	8	75	4.2
2015-16	18	16	569	31.6	50	131	.382	30	79	.380	20	32	.625	34	76	110	6.1	38	0	15	25	3	16	150	8.3
2016-17	8	8	246	30.8	28	68	.412	13	36	.361	16	23	.696	7	15	22	2.8	20	0	3	9	1	5	85	10.6
TOTAL	44	28	1196	27.2	102	274	.372	56	157	.357	50	80	.625	61	143	204	4.6	99	1	29	52	6	29	310	7.0





21

6-7 • 235 • Gr.

Forward

**BOLA OLANIYAN**

Nagos, Nigeria (Southern Illinois)

**CAREER HIGHS**

Points	17	at Missouri State (1/24/16)
Rebounds	16	at Wichita State (2/3/16)
Assists	4	Indiana State (1/29/14)
Steals	3	2X, last vs. Charleston So. (11/29/16)
Blocks	2	at Northern Iowa (1/7/14)
Minutes	33	2x, last at Drake (1/17/16)
Field Goals	7	at Missouri State (1/24/16)
FG Att.	13	Indiana State (1/10/15)
3-Point FG		
3-Point Att.		
Free Throws	8	at Sam Houston St. (11/21/15)
FT Att.	8	3x, last vs. Drake (2/13/16)

**2016-17 SEASON HIGHS**


Points	7	2X, last at Auburn (1/21/17)
Rebounds	13	Stetson (12/29/16)
Assists	3	at Auburn (1/21/17)
Steals	3	2X, last vs. Mississippi State (1/28/17)
Blocks	1	vs. Arkansas State (12/21/16)
Minutes	22	4X, last vs. Mississippi State (1/28/17)
Field Goals	3	3X, last vs. Mississippi State (1/28/17)
FG Att.	6	Vanderbilt (1/7/17)
3-Point FG		
3-Point Att.		
Free Throws	2	6X, last at Georgia (1/25/17)
FT Att.	4	at LSU (1/14/17)

**MISCELLANEOUS STATS**

CATEGORY	2016-17	CAREER
Double-digit scoring		16
20+ point games		
Double-digit rebounding	4	25
Double-doubles		10
Led UA in scoring		
Led UA in rebounding	4	4
Led UA in three-pointers		
Led UA in assists	1	1
Led UA in steals	5	5
Led UA in blocks		
5+ assist games		
3+ three-pointers	1	1
3+ steal games	1	1
3+ block games		

**2016-17 (SENIOR SEASON)**

- Averaging 6.6 rebounds per game over the Tide's last eight contests and currently ranks 13th in the SEC in conference games only in rebounds per game (6.4)
- Recorded double-digit rebounds 25 times in his career and four times this season
- Leads the SEC in league contests in offensive rebounds per game (3.4).
- Second on team in steals (16), third in rebounds (5.4), while scoring 2.8 ppg
- Led the team in rebounds (11) to go along with six points and three steals vs. Mississippi State (1/28)
- Registered a team-high in rebounds (11), assists (3) and steals (2) against Auburn (1/21)
- Tallied eight rebounds and a season-high seven points in Alabama's victory over Vanderbilt (1/7)
- Recorded a season-high 13 boards in the Tide's win over Stetson (12/29)
- Had 10 boards to go along with four points vs. USC Upstate (12/15)
- Matched his career-high in steals (3) in Alabama's victory over Charleston Southern (11/29)
- Scored six points and four boards in 13 minutes in the Tide's season opener vs. Coastal Carolina (11/11)
- Fifth-year transfer from Southern Illinois who is eligible to compete immediately, per NCAA transfer rules
- Played 29 games making 26 starts last season
- Named to Missouri Valley Conference Most Improved Team following the season
- Averaged 7.8 points and 8.8 rebounds per game
- Scored in double figures nine times including a team-leading six double-doubles
- Led the conference and ranked 66th nationally in offensive rebounding (3.0)
- Was second in the league and 67th in the country in rebounds per game
- Also topped the squad in field goal percentage at 56.6 percent (86-of-152)
- Grabbed 14 boards and scored 11 points at Drake (1/17)
- Scored a career-high 17 points at Missouri State (1/24)
- Grabbed a career-high 16 rebounds at Wichita State (2/3)
- Scored 12 points and added 10 rebounds against Drake (2/13)
- Scored 13 points to go along with 12 rebounds at Evansville (2/20) for his third consecutive double-double
- Recovered 13 rebounds and scored 13 points against Missouri State (2/27)

**OLANIYAN'S 2016-17 GAME-BY-GAME STATS**

OPPONENT	DATE	GS	MIN	FG	FBA	PCT	3FG	FBA	PCT	FT	FTA	PCT	OFF	DEF	TOT	AVG	PF	A	TO	BLK	STL	PTS	AVG
COASTAL CAROLINA	11/11		13	2	2	1.000	0	0	.000	2	3	.667	2	2	4	4.0	4	0	2	0	0	6	6.0
DAYTON	11/15	*	9	0	0	.000	0	0	.000	0	0	.000	0	3	3	3.5	1	0	0	0	0	0	3.0
BALL STATE	11/18	*	12	0	1	.000	0	0	.000	2	2	1.000	3	1	4	3.7	2	0	1	0	0	2	2.7
vs. Valparaiso	11/21	*	6	0	0	.000	0	0	.000	0	0	.000	0	0	0	2.8	2	0	2	0	0	0	2.0
vs. Saint Louis	11/23								DNP														
CHARLESTON SO.	11/29		13	0	1	.000	0	0	.000	0	2	.000	1	4	5	3.2	0	0	0	0	3	0	1.6
at Texas	12/2		1	0	0	.000	0	0	.000	0	0	.000	0	0	0	2.7	0	0	0	0	0	0	1.3
at Oregon	12/11	*	10	1	2	.500	0	0	.000	0	0	.000	1	2	3	2.7	1	0	1	0	1	2	1.4
USC UPSTATE	12/15	*	16	2	3	.666	0	0	.000	0	0	.000	3	7	10	3.6	5	1	3	0	0	4	1.8
CLEMSON	12/18	*	6	1	1	1.000	0	0	.000	2	2	1.000	0	1	1	3.3	2	0	1	0	1	4	2.0
vs. Arkansas State	12/21		14	1	2	.500	0	0	.000	1	2	.500	0	4	4	3.4	1	1	1	1	0	3	2.1
STETSON	12/29		22	1	2	.500	0	0	.000	0	0	.000	8	5	13	4.3	2	1	1	0	1	2	2.1
at Mississippi State*	1/3		16	1	1	1.000	0	0	.000	1	2	.500	2	4	6	4.4	2	1	2	0	0	3	2.2
VANDERBILT*	1/7		14	3	6	.500	0	0	.000	1	2	.500	4	4	8	4.7	3	0	2	0	1	7	2.5
FLORIDA*	1/10		15	1	2	.500	0	0	.000	0	0	.000	0	6	6	4.8	3	1	1	0	0	2	2.5
at LSU*	1/14		22	0	2	.000	0	0	.000	2	4	.500	4	2	6	4.9	0	2	3	0	2	2	2.5
MISSOURI*	1/18		11	0	1	.000	0	0	.000	2	2	1.000	2	0	2	4.7	3	0	1	0	0	2	2.4
at Auburn*	1/21		22	3	5	.600	0	0	.000	1	3	.333	8	3	11	5.1	4	3	2	0	2	7	2.7
at Georgia*	1/25	*	16	0	4	.000	0	0	.000	2	2	1.000	2	4	6	5.1	4	0	4	0	1	2	2.7
MISSISSIPPI STATE*	1/28	*	22	3	4	.750	0	0	.000	0	0	.000	5	6	11	5.4	3	0	0	0	3	6	2.8
at Arkansas*	2/1																						
AUBURN*	2/4																						
at South Carolina*	2/7																						
KENTUCKY*	2/11																						
at Missouri*	2/15																						
LSU*	2/18																						
GEORGIA*	2/23																						
at Texas A&M*	2/25																						
OLE MISS*	3/1																						
at Tennessee*	3/4																						

\* indicates Southeastern Conference opponent

**OLANIYAN'S CAREER STATS**

YEAR	GP	GS	MIN	AVG	FG	FBA	PCT	3FG	3FBA	PCT	FT	FTA	PCT	OFF	DEF	TOT	AVG	PF	FO	AST	TO	BLK	STL	PTS	AVG
2013-14	30	12	471	15.7	34	66	.515	0	0	.000	34	56	.607	63	84	147	4.9	76	1	10	31	4	13	102	3.4
2014-15	31	12	507	16.4	55	123	.447	0	0	.000	32	53	.604	63	75	138	4.5	73	3	16	42	7	21	142	4.6
2015-16	29	26	693	23.9	86	152	.566	0	0	.000	55	83	.663	88	166	254	8.8	109	8	22	47	5	26	227	7.8
2016-17	19	8	260	13.7	19	39	.487	0	0	.000	16	26	.615	45	58	103	5.4	42	1	10	27	1	16	54	2.8
TOTAL	109	58	1931	17.7	194	380	.511	0	0	.000	137	218	.628	259	383	642	5.9	300	13	58	147	17	76	525	4.8

**OLANIYAN'S CAREER SEC STATS**

YEAR	GP	GS	MIN	AVG	FG	FBA	PCT	3FG	3FBA	PCT	FT	FTA	PCT	OFF	DEF	TOT	AVG	PF	FO	AST	TO	BLK	STL	PTS	AVG
2016-17	8	2	138	17.3	11	25	.440	0	0	.000	9	15	.600	27	29	56	7.0	22	0	7	15	0	9	31	3.9
TOTAL	8	2	138	17.3	11	25	.440	0	0	.000	9	15	.600	27	29	56	7.0	22	0	7	15	0	9	31	3.9



5-11 • 161 • So.

Guard

**LAWSON SCHAFFER**

Cullman, Ala. (Cullman)

**CAREER HIGHS**

Points	3	3x, last vs. Stetson (12/29/16)
Rebounds	1	2x, last at Georgia (3/5/16)
Assists	1	3x, last vs. Arkansas State (12/21/16)
Steals	1	2X, last vs. Stetson (12/29/16)
Blocks		
Minutes	6	Missouri (2/6/16)
Field Goals	1	4x, last vs. Stetson (12/29/16)
FG Att.	3	Missouri (2/6/16)
3-Point FG	1	4x, last vs. Stetson (12/29/16)
3-Point Att.	3	Missouri (2/6/16)
Free Throws	2	Missouri (2/6/16)
FT Att.	2	2X, last vs. Missouri (2/6/16)

**2016-17 SEASON HIGHS**

Points	3	2X, last vs. Stetson (12/29/16)
Rebounds	1	at Georgia (1/25/17)
Assists	1	vs. Arkansas State (12/21/16)
Steals	1	2X, last vs. Stetson (12/29/16)
Blocks		
Minutes	3	2X, last vs. Stetson (12/29/16)
Field Goals	1	2X, last vs. Stetson (12/29/16)
FG Att.	2	Stetson (12/29/16)
3-Point FG	1	2X, last vs. Stetson (12/29/16)
3-Point Att.	1	3X, last vs. Stetson (12/29/16)
Free Throws		
FT Att.		

**MISCELLANEOUS STATS**

CATEGORY	2016-17	CAREER
Double-digit scoring		
20+ point games		
Double-digit rebounding		
Double-doubles		
Led UA in scoring		
Led UA in rebounding		
Led UA in three-pointers		
Led UA in assists		
Led UA in steals		
Led UA in blocks		
5+ assist games		
3+ three-pointers		
3+ steal games		
3+ block games		

**2016-17 (SOPHOMORE SEASON)**

- Played in 16 games last season and has seen action in eight contests this year
- Registered his first rebound of the season (1) in Alabama's win over Georgia (1/25)
- Hit a three-pointer and collected first steal of the season in the Tide's win over Stetson (12/29)
- Scored three points in Alabama's victory over Charleston Southern (11/29)
- Saw first collegiate action with one minute vs. Kennesaw State (11/13) in Tide's season opener
- Tallied first assist (1) of the season in Alabama's victory over Arkansas State (12/21)
- Played three minutes against Xavier (11/26)
- Saw two minutes of action in the win over Winthrop (12/16)
- Played the final two minutes against Norfolk State (1/2) and recorded a steal
- Scored his first career points on a three-pointer against Kentucky (1/9)
- Recorded his first assist in one minute of play at Vanderbilt (1/16)
- Scored three-points on his only shot of the night against South Carolina (1/13)
- Played three minutes at Mississippi State (2/2)
- Scored two points in a season-high six minutes against Missouri (2/6)
- Recorded two rebounds and one assist in one minute of action at Georgia (3/5)
- Played two minutes against Kentucky in the SEC Tournament (3/11)

**SCHAFFER'S 2016-17 GAME-BY-GAME STATS**

OPPONENT	DATE	GS	MIN	FG	FBA	PCT	3FG	FBA	PCT	FT	FTA	PCT	OFF	DEF	TOT	AVG	PF	A	TO	BLK	STL	PTS	AVG
COASTAL CAROLINA	11/11	1		0	0	.000	0	0	.000	0	0	.000	0	0	0	0.0	0	0	0	0	0	0	0.0
DAYTON	11/15								DNP														
BALL STATE	11/18	1		0	0	.000	0	0	.000	0	0	.000	0	0	0	0.0	0	0	0	0	0	0	0.0
vs. Valparaiso	11/21								DNP														
vs. BYU or Saint Louis	11/23								DNP														
CHARLESTON SO.	11/29	3		1	1	1.000	1	1	1.000	0	0	.000	0	0	0	0.0	0	0	0	0	0	3	1.0
at Texas	12/2								DNP														
at Oregon	12/11								DNP - ILLNESS														
USC UPSTATE	12/15	2		0	1	.000	0	1	.000	0	0	.000	0	0	0	0.0	0	0	0	0	0	0	0.8
CLEMSON	12/18								DNP														
vs. Arkansas State	12/21	1		0	0	.000	0	0	.000	0	0	.000	0	0	0	0.0	0	1	0	0	0	0	0.6
STETSON	12/29	3		1	2	.500	1	1	1.000	0	0	.000	0	0	0	0.0	0	0	0	0	1	3	1.0
at Mississippi State*	1/3								DNP														
VANDERBILT*	1/7								DNP														
FLORIDA*	1/10								DNP														
at LSU*	1/14								DNP														
MISSOURI*	1/18								DNP														
at Auburn*	1/21	0+		0	0	.000	0	0	.000	0	0	.000	0	0	0	0.0	0	0	0	0	0	0	0.9
at Georgia*	1/25	1		0	0	.000	0	0	.000	0	0	.000	1	0	1	0.1	1	0	0	0	0	0	0.8
MISSISSIPPI STATE*	1/28								DNP														
at Arkansas*	2/1																						
AUBURN*	2/4																						
at South Carolina*	2/7																						
KENTUCKY*	2/11																						
at Missouri*	2/15																						
LSU*	2/18																						
GEORGIA*	2/23																						
at Texas A&M*	2/25																						
OLE MISS*	3/1																						
at Tennessee*	3/4																						

\* indicates Southeastern Conference opponent

**SCHAFFER'S CAREER STATS**

YEAR	GP	GS	MIN	AVG	FG	FBA	PCT	3FG	3FBA	PCT	FT	FTA	PCT	OFF	DEF	TOT	AVG	PF	FO	AST	TO	BLK	STL	PTS	AVG
2015-16	16	0	32	2.0	2	10	.200	2	9	.222	2	4	.500	2	0	2	0.1	3	0	2	1	0	1	8	0.5
2016-17	8	0	11	1.4	2	4	.500	2	3	.667	0	0	.000	1	0	1	0.1	1	0	1	0	0	2	6	0.8
<b>TOTAL</b>	<b>24</b>	<b>0</b>	<b>43</b>	<b>1.8</b>	<b>4</b>	<b>14</b>	<b>.286</b>	<b>4</b>	<b>12</b>	<b>.333</b>	<b>2</b>	<b>4</b>	<b>.500</b>	<b>3</b>	<b>0</b>	<b>3</b>	<b>0.1</b>	<b>4</b>	<b>0</b>	<b>3</b>	<b>1</b>	<b>0</b>	<b>3</b>	<b>14</b>	<b>0.6</b>

**SCHAFFER'S CAREER SEC STATS**

YEAR	GP	GS	MIN	AVG	FG	FBA	PCT	3FG	3FBA	PCT	FT	FTA	PCT	OFF	DEF	TOT	AVG	PF	FO	AST	TO	BLK	STL	PTS	AVG
2015-16	9	0	19	2.1	2	7	.286	2	7	.286	2	4	.500	2	0	2	0.2	2	0	2	1	0	0	8	0.9
2016-17	2	0	1	0.5	0	0	.000	0	0	.000	0	0	.000	1	0	1	0.5	1	0	0	0	0	0	0	0.0
<b>TOTAL</b>	<b>11</b>	<b>0</b>	<b>20</b>	<b>1.8</b>	<b>2</b>	<b>7</b>	<b>.286</b>	<b>2</b>	<b>7</b>	<b>.286</b>	<b>2</b>	<b>4</b>	<b>.500</b>	<b>3</b>	<b>0</b>	<b>3</b>	<b>0.3</b>	<b>3</b>	<b>0</b>	<b>2</b>	<b>1</b>	<b>0</b>	<b>0</b>	<b>8</b>	<b>0.7</b>



6-10 • 250 • Sr.

Forward

**JIMMIE TAYLOR**

Greensboro, Ala. (Greensboro)

**CAREER HIGHS**

Points	15	2X, last vs. Florida (3/12/15)
Rebounds	11	3X, last vs. Winthrop (12/16/15)
Assists	3	2X, last vs. Vanderbilt (1/7/17)
Steals	3	Mississippi State (1/28/17)
Blocks	7	Appalachian State (12/21/14)
Minutes	36	at Mississippi State (2/2/16)
Field Goals	7	Western Carolina (11/18/14)
FG Att.	10	vs. Florida (3/12/15)
3-Point FG		
3-Point Att.		
Free Throws	5	Jacksonville State (12/29/15)
FT Att.	10	Jacksonville State (12/29/15)

**2016-17 SEASON HIGHS**

Points	12	vs. Arkansas State (12/21/16)
Rebounds	9	Missouri (1/18/17)
Assists	3	Vanderbilt (1/7/17)
Steals	3	Mississippi State (1/28/17)
Blocks	3	3X, last vs. Vanderbilt (1/7/17)
Minutes	30	Vanderbilt (1/7/17)
Field Goals	5	2X, last at Georgia (1/25/17)
FG Att.	8	2X, last at Georgia (1/25/17)
3-Point FG		
3-Point Att.		
Free Throws	3	2X, last at Mississippi State (1/3/17)
FT Att.	6	3X, last vs. Missouri (1/18/17)

**MISCELLANEOUS STATS**

CATEGORY	2016-17	CAREER
Double-digit scoring	3	15
20+ point games		
Double-digit rebounding		5
Double-doubles		3
Led UA in scoring	1	2
Led UA in rebounding	3	25
Led UA in three-pointers		
Led UA in assists		4
Led UA in steals	4	16
Led UA in blocks	14	68
5+ assist games		
3+ three-pointers		
3+ steal games		
3+ block games	4	22

**TAYLOR'S CAREER STATS**

YEAR	GP	GS	MIN	AVG	FG	FBA	PCT	3FG	3FBA	PCT	FT	FTA	PCT	OFF	DEF	TOT	AVG	PF	FO	AST	TO	BLK	STL	PTS	AVG
2013-14	32	18	542	16.9	38	62	.613	0	0	.000	21	52	.404	40	65	105	3.3	73	3	5	15	40	5	97	3.0
2014-15	34	34	801	23.6	71	118	.602	0	0	.000	46	93	.495	55	113	168	4.9	94	3	17	40	59	9	188	5.5
2015-16	33	33	694	21.0	68	119	.571	0	0	.000	36	97	.371	53	101	154	4.7	85	4	13	41	59	17	172	5.2
2016-17	20	7	373	18.7	45	75	.600	0	0	.000	19	38	.500	27	49	76	3.8	46	1	13	26	33	12	109	5.5
<b>TOTAL</b>	<b>119</b>	<b>92</b>	<b>2410</b>	<b>20.3</b>	<b>222</b>	<b>374</b>	<b>.594</b>	<b>0</b>	<b>0</b>	<b>.000</b>	<b>122</b>	<b>280</b>	<b>.436</b>	<b>175</b>	<b>328</b>	<b>503</b>	<b>4.2</b>	<b>298</b>	<b>11</b>	<b>48</b>	<b>122</b>	<b>191</b>	<b>43</b>	<b>566</b>	<b>4.8</b>

**TAYLOR'S CAREER SEC STATS**

YEAR	GP	GS	MIN	AVG	FG	FBA	PCT	3FG	3FBA	PCT	FT	FTA	PCT	OFF	DEF	TOT	AVG	PF	FO	AST	TO	BLK	STL	PTS	AVG
2013-14	18	6	312	17.3	22	35	.629	0	0	.000	11	28	.393	16	35	51	2.8	50	3	4	7	26	3	55	3.1
2014-15	18	18	431	23.9	38	54	.704	0	0	.000	31	62	.500	27	56	83	4.6	52	1	9	18	30	9	107	5.9
2015-16	18	18	359	19.9	38	65	.585	0	0	.000	17	50	.340	30	43	73	4.1	53	3	8	23	37	10	93	5.2
2016-17	8	0	176	22.0	22	36	.611	0	0	.000	10	18	.556	16	23	39	4.9	21	1	6	13	13	5	54	6.8
<b>TOTAL</b>	<b>62</b>	<b>42</b>	<b>1278</b>	<b>20.6</b>	<b>120</b>	<b>190</b>	<b>.632</b>	<b>0</b>	<b>0</b>	<b>.000</b>	<b>69</b>	<b>158</b>	<b>.437</b>	<b>89</b>	<b>157</b>	<b>246</b>	<b>4.0</b>	<b>176</b>	<b>8</b>	<b>27</b>	<b>61</b>	<b>106</b>	<b>27</b>	<b>309</b>	<b>5.0</b>

**2016-17 (SENIOR SEASON)**

- Team co-captain
- Averaging 6.8 points, 4.9 rebounds and 1.6 blocks per game through the first eight SEC contests
- Leads the team in blocks (33) and is second in field goal percentage (.600)
- Registered a career-high in steals (3) in Alabama's win over Mississippi State (1/28)
- Led the team in blocks (2), while registering 10 points in win at Georgia (1/25)
- Led the team in rebounding with a season-high 9 against Missouri (1/18)
- Led the team in scoring with a season-high (12 pts) in the victory over Arkansas State (12/21)
- Collected 10 points and eight rebounds in a season-best 30 minutes, while also matching career-high with three assists vs. Vanderbilt (1/7)
- Had nine points and three rebounds against Mississippi State (1/3)
- Led Alabama in blocks (1) and steals (2) against Auburn (1/21)
- Registered a team-high in blocks (2) and steals (1) in the Tide's victory over USC Upstate (12/15)
- Led the Tide in rebounding (7) and blocked shots (3) in its season opener against Coastal Carolina (11/11)
- Had four points, four rebounds and three blocks in the win over Stetson (12/29)
- Registered a team high two blocks against Valparaiso (11/21)
- Led Alabama in rebounds and blocked shots with five and two, respectively, against Ball State (11/18)
- Named to SEC Academic Honor Roll
- Started all 33 games last year joining Arthur Edwards and Retin Obasohan as the only players to do so
- Has played in 99 straight games and started 73 consecutive times for the Tide, which leads the team in both categories
- Finished second on the team in rebounds per game (4.7) and field goal percentage (.571)
- Led the team with 1.8 blocks per game which ranked fifth in the SEC and 63rd nationally
- Ended the season ranked third in the SEC active leaders in career blocked shots (158)
- Set a season-high with 14 points in the win over Winthrop (12/16) while grabbing a team-leading 11 rebounds for his lone double-double on the year
- Finished with 13 points, six rebounds and a season-high five blocks against Jacksonville State (12/29)
- Led the team with five blocks and two steals in the win at Florida (2/13), while scoring 11 points including a pair of emphatic dunks to seal the Tide's first win in Gainesville since 1995
- Finished 3-of-3 from the field finishing with eight points while leading the team with six rebounds in a career-high 36 minutes in the overtime win at Mississippi State (2/2)

**TAYLOR'S 2016-17 GAME-BY-GAME STATS**

OPPONENT	DATE	GS	MIN	FG	FBA	PCT	3FG	FBA	PCT	FT	FTA	PCT	OFF	DEF	TOT	AVG	PF	A	TO	BLK	STL	PTS	AVG
COASTAL CAROLINA	11/11	*	19	1	2	.500	0	0	.000	3	6	.500	1	6	7	7.0	2	2	1	3	2	5	5.0
DAYTON	11/15	*	20	4	8	.500	0	0	.000	0	1	.000	1	0	1	4.0	3	0	0	1	2	8	6.5
BALL STATE	11/18	*	18	1	1	1.000	0	0	.000	0	0	.000	1	4	5	4.3	1	1	1	2	0	2	5.0
vs. Valparaiso	11/21	*	14	3	6	.500	0	0	.000	0	2	.000	2	0	2	3.8	2	0	0	2	0	6	5.3
vs. Saint Louis	11/23	*	12	1	1	1.000	0	0	.000	0	0	.000	0	0	0	3.0	2	1	2	1	0	2	4.6
CHARLESTON SO.	11/29	*	16	0	0	.000	0	0	.000	2	2	1.000	0	3	3	3.0	1	0	0	2	1	2	4.2
at Texas	12/2	*	15	1	4	.250	0	0	.000	0	0	.000	1	1	2	2.9	2	0	2	2	0	2	3.9
at Oregon	12/11		14	2	3	.666	0	0	.000	1	1	1.000	1	2	3	2.9	2	0	1	1	0	5	4.0
USC UPSTATE	12/15		14	2	4	.500	0	0	.000	0	0	.000	0	5	5	3.1	4	1	2	2	1	4	4.0
CLEMSON	12/18		13	1	2	.500	0	0	.000	1	2	.500	1	1	2	3.0	2	0	1	0	0	3	3.9
vs. Arkansas State	12/21		23	5	6	.833	0	0	.000	2	6	.333	1	2	3	3.0	1	1	1	1	0	12	4.6
STETSON	12/29		19	2	2	1.000	0	0	.000	0	0	.000	2	2	4	3.1	3	1	2	3	1	4	4.6
at Mississippi State*	1/3		19	3	4	.750	0	0	.000	3	3	1.000	0	3	3	3.1	4	0	2	1	0	9	4.9
VANDERBILT*	1/7		30	4	7	.571	0	0	.000	2	2	1.000	5	3	8	3.4	1	3	3	3	0	10	5.3
FLORIDA*	1/10		17	1	1	1.000	0	0	.000	0	0	.000	0	4	4	3.5	2	0	1	1	0	2	5.1
at LSU*	1/14		15	2	3	.666	0	0	.000	1	3	.333	1	2	3	3.4	4	0	3	2	0	5	5.1
MISSOURI*	1/18		23	2	5	.400	0	0	.000	2	6	.333	5	4	9	3.8	0	0	1	1	0	6	5.1
at Auburn*	1/21		26	3	5	.600	0	0	.000	1	2	.500	3	1	4	3.8	3	1	1	1	2	7	5.2
at Georgia*	1/25		22	5	8	.625	0	0	.000	0	0	.000	1	2	3	3.7	5	1	1	2	0	10	5.5
MISSISSIPPI STATE*	1/28		24	2	3	.666	0	0	.000	1	2	.500	1	4	5	3.8	2	1	1	2	3	5	5.5
at Arkansas*	2/1																						
AUBURN*	2/4																						
at South Carolina*	2/7																						
KENTUCKY*	2/11																						
at Missouri*	2/15																						
LSU*	2/18																						
GEORGIA*	2/23																						
at Texas A&M*	2/25																						
OLE MISS*	3/1																						
at Tennessee*	3/4																						

\* indicates Southeastern Conference opponent



## GAME 1

**COASTAL CAROLINA** 53  
**ALABAMA** 70

Nov. 11, 2016 • Tuscaloosa, Ala.  
Coleman Coliseum • 14,579

Alabama opened the season with a 70-53 victory over Coastal Carolina. After trailing by six at intermission, the Tide used a 17-2 run in the opening minutes of the second half to propel it to a double-digit victory.

Corban Collins led the Tide with 15 points, while going 3-of-7 from beyond the arc and sinking all six of his free throws. He also added three assists without a turnover and a pair of steals. Riley Norris finished with 14 points and also made three from three-point range, while Dazon Ingram hit all three of his shots from beyond the arc and finished with 11 points, along with a team-best five assists and just one turnover.

Trailing 38-33 with 18:46 to play, Alabama used a 9-0 spurt to spark its 17-2 run that lasted nearly eight minutes, turning the five point deficit into a 50-40 lead. The Tide's defense was nearly as impressive as it held Coastal Carolina to just nine points in the first 10 minutes of the second half.

Alabama limited the Chanticleers to just 1-of-9 shooting from the field and 1-of-13 from the floor over the opening eight minutes of the second half.

After Coastal Carolina trimmed the lead to just four points, 52-48, with 7:24 to play, Collins, Ingram and Norris connected on three consecutive three-pointers to spark an 18-5 run to end the contest, resulting in the final score.

The Tide got off to a rough start in the first half, turning the ball over four times in a five and a half minute span. Alabama got help on the defensive side of the ball, however, recording five blocks and five steals in the first 20 minutes. The Tide held Coastal Carolina to 30 percent shooting from the field, but trailed 33-27 at halftime.

## COASTAL CAROLINA 53

Player	FG	3FG	FT	R	TP	A	MIN
Williams-Powell - F	2-3	0-0	0-0	2	4	0	11
Coleman - C	0-2	0-0	2-2	0	2	0	10
Robertson - G	0-5	0-1	0-1	3	0	1	22
Wilson - G	3-16	3-9	3-5	4	12	2	32
Ray-St Cyr - G	5-8	3-5	0-0	6	13	3	32
Labinowicz - G	0-2	0-1	0-0	0	0	0	9
Shaw - F	2-14	0-2	4-6	2	8	1	25
Bamba - F	2-5	0-0	1-2	5	5	0	30
Beck - F	3-7	3-5	0-0	8	9	0	29
TEAM	12						
Totals	17-62	9-23	10-16	43	53	7	200

FG%	Half (33)	Final
3FG%	.303 (10-33)	.274
FT%	.500 (7-14)	.391
	.600 (6-10)	.625

## ALABAMA 70

Player	FG	3FG	FT	R	TP	A	MIN
Norris - F	4-9	3-5	3-4	5	14	0	29
Taylor - F	1-2	0-0	3-6	7	5	2	19
Hale - F	2-6	0-2	4-5	1	8	0	15
Collins - G	3-7	3-7	6-6	3	15	3	31
Ingram - G	4-5	3-3	0-2	4	11	5	29
King - G	0-0	0-0	0-0	1	0	0	4
Schaffer - G	0-0	0-0	0-0	0	0	0	0+
Johnson, Jr. - G	0-2	0-1	0-0	1	0	0	4
Olaniyan - F	2-2	0-0	2-3	4	6	0	13
Davis - F	1-8	1-7	0-0	3	3	0	15
Key - F	3-4	0-1	0-0	4	6	3	29
Hall - F	1-3	0-0	0-0	3	2	0	12
TEAM	3						
Totals	21-48	10-26	18-26	39	70	13	200

FG%	Half (27)	Final
3FG%	.308 (8-26)	.438
FT%	.286 (4-14)	.385
	.636 (7-11)	.692

## GAME 2

**DAYTON** 77  
**ALABAMA** 72

Nov. 15, 2016 • Tuscaloosa, Ala.  
Coleman Coliseum • 10,834

Alabama fell to Dayton, 77-72, in a contest that went down to the final seconds. The game featured seven ties and five lead changes, as neither team led by more than five points over the final 30-plus minutes of play.

Corban Collins and Braxton Key led the Tide with 15 points each. Key grabbed a team-high six rebounds. Dazon Ingram also had a stellar game, as he collected 14 points and a team-leading seven assists compared to only two turnovers.

Alabama got off to a great start with a 10-2 run over the opening 2:49 of the game. However, Dayton, which entered the game ranked No. 26, responded with a 16-4 run of its own over the next eight-plus minutes to grab an 18-14 lead with 9:20 to play in the opening stanza. But the Tide bounced back with an 11-2 run of its own to take a 24-20 lead six minutes to play.

Alabama would not trail for the rest of the first half. Ar'Mond Davis made two free throws with 17.2 seconds left on the clock to extend the Tide's lead to 36-31. The Tide defense then denied Dayton from getting any shots off as the clock expired in the first half. Alabama outscored the Flyers 12-3 in points off of turnovers and collected seven offensive rebounds to Dayton's one over the opening 20 minutes.

Alabama maintained a lead up until the 7:05 mark when Dayton's Charles Cooke converted a layup to give the Flyers a 54-53 lead. The layup was part of a 7-0 spurt that turned a 53-49 Alabama lead into a 56-53 advantage for the Flyers.

The Tide continued to battle and regained the lead once again on a Key layup with 2:28 remaining to give his team a 64-63 edge. But a pair of free throws by Cooke followed by a crucial three-pointer from Ryan Mikesell gave Dayton the lead for good.

## DAYTON 77

Player	FG	3FG	FT	R	TP	A	MIN
Cunningham - F	5-6	0-0	2-2	3	12	0	15
Mikesell - F	4-5	2-2	2-3	5	12	1	25
Davis, K. - G	1-2	0-1	0-1	1	2	2	23
Cooke - G	4-9	2-3	9-13	10	19	1	35
Smith - G	7-12	3-7	3-7	0	20	4	34
Davis, D. - G	1-2	1-2	1-2	3	4	0	18
Miller - F	2-6	1-3	2-3	1	7	1	25
Crosby - G	0-2	0-0	1-2	3	1	0	10
Williams - G	0-0	0-0	0-0	0	0	2	15
TEAM	2						
Totals	24-44	9-18	20-33	28	77	11	200

FG%	Half (31)	Final
3FG%	.476 (10-21)	.545
FT%	.500 (5-10)	.500
	.600 (6-10)	.606

## ALABAMA 70

Player	FG	3FG	FT	R	TP	A	MIN
Norris - F	2-10	2-6	2-4	5	8	1	27
Taylor - F	4-8	0-0	0-1	1	8	0	20
Olaniyan - F	0-0	0-0	0-0	3	0	0	9
Collins - G	6-14	2-5	1-2	2	15	1	29
Ingram - G	5-7	0-2	4-6	3	14	7	37
King - G	0-2	0-1	0-0	1	0	1	8
Johnson, Jr. - G	1-3	0-1	0-0	1	2	0	6
Hale - G	0-4	0-3	2-2	2	2	0	13
Davis - F	1-3	1-3	4-4	2	7	0	7
Key - F	4-8	1-2	6-9	6	15	1	26
Hall - F	0-0	0-0	1-2	5	1	0	18
TEAM	9						
Totals	23-59	6-23	20-30	40	72	11	200

FG%	Half (36)	Final
3FG%	.370 (10-27)	.390
FT%	.308 (4-13)	.261
	.667 (12-18)	.667

## GAME 3

**BALL STATE** 59  
**ALABAMA** 77

Nov. 18, 2016 • Tuscaloosa, Ala.  
Coleman Coliseum • 11,665

Alabama used a strong performance from its reserves as it defeated Ball State, 77-59. Shannon Hale led the Tide with 19 points on 7-of-12 shooting from the floor in 19 minutes of action.

Hale was joined in double-figures by Ar'Mond Davis' 17 points, while Avery Johnson Jr. added 13 points, six assists and five boards.

The game remained scoreless for the first four and a half minutes of play as the teams combined to go 0-of-11 to start. However, the teams hit nine of their next 11 shots from the floor, as Alabama took a 13-12 lead at the 12:14 mark. Alabama used a 21-7 run over a span of 9:36 to turn a 15-14 deficit into a 36-21 advantage.

Alabama picked up where it left off to start the second half. With 19:12 on the clock, the Tide went on a 10-0 run to take a 48-28 lead, its largest of the game to that point. Ball State responded with seven straight points to cut the lead to 48-35, however, Alabama put the game away with a 20-4 run over the next 4:12 to extend its lead to 68-39.

The trio of Hale (3-of-5), Davis (5-of-7) and Johnson (3-of-3) combined to go 11-of-15 from beyond the arc as the Tide's reserves combined to match Ball State's total scoring output of 59 points, outscoring the Cardinals 59-13. Ingram added eight points and five boards in the winning effort.

The Tide also forced 21 turnovers that resulted in 26 points, compared to six points-off-turnovers for Ball State.

## BALL STATE 59

Player	FG	3FG	FT	R	TP	A	MIN
Houder - F	4-9	0-0	2-2	7	10	1	28
Moses - C	6-8	0-0	0-0	3	12	0	22
Kiapiway - G	1-4	0-2	4-5	2	6	2	26
Persons - G	7-12	1-2	0-0	3	15	0	26
Sellers - F	1-5	1-5	0-0	3	3	0	24
Thompson - G	0-0	0-0	0-0	0	0	0	0
Mallers - F	1-6	1-3	0-2	3	3	0	21
Teague - G	1-5	0-1	3-3	11	5	2	20
Weber - F	1-4	1-4	0-0	0	3	0	22
Queve - F	1-1	0-0	0-0	2	2	0	11
TEAM	2						
Totals	23-54	4-17	9-12	36	59	5	200

FG%	Half (26)	Final
3FG%	.310 (9-29)	.426
FT%	.273 (3-11)	.235
	1.000 (5-5)	.750

## ALABAMA 70

Player	FG	3FG	FT	R	TP	A	MIN
Norris - F	1-4	0-2	2-2	3	4	1	16
Taylor - F	1-1	0-0	0-0	5	2	1	18
Olaniyan - F	0-1	0-0	2-2	4	2	0	12
Collins - G	1-3	0-1	0-3	0	2	0	14
Ingram - G	2-7	0-1	4-4	5	8	2	23
King - G	0-6	0-1	2-3	3	2	1	13
Schaffer - G	0-0	0-0	0-0	0	0	0	1
Johnson, Jr. - G	5-7	3-3	0-0	5	13	6	18
Hale - F	7-12	3-5	2-4	4	19	1	19
Davis - F	6-11	5-7	0-0	2	17	0	21
Austin - G	0-5	0-2	0-0	0	0	0	9
Key - F	2-3	1-1	0-0	1	5	0	19
Fuller - G	0-0	0-0	0-0	0	0	0	2
Hall - F	1-1	0-0	1-4	2	3	0	15
TEAM	2						
Totals	26-61	12-23	13-22	36	77	12	200

FG%	Half (32)	Final
3FG%	.464 (13-28)	.426
FT%	.538 (7-13)	.522
	.500 (3-6)	.591

## GAME 4

**VALPARAISO** 68  
**ALABAMA** 60

Nov. 21, 2016 • Las Vegas, Nev.  
MGM Grand Garden Arena • 2,107

Alabama fell to the Valparaiso Crusaders, 68-60, in the semifinal game of the Las Vegas Main Event at the MGM Grand.

It was a back-and-forth contest that featured five ties and six lead changes. The Tide held a one-point lead, 45-44, with just under 12 minutes remaining. However, Valpo would go on an 11-2 run over a span of six-plus minutes to take a 55-47 advantage with 5:29 remaining. The Tide kept fighting and cut the deficit to four points, 64-60, with 43 seconds left but would not get any closer.

In the first half, Alabama shot 50 percent from the field and 20 percent from beyond the arc. The Tide outscored the Crusaders in the paint, 24-8, and received 18 points from the bench, compared to four points from its counterparts. However, Alabama trailed by three at halftime, 34-31.

Alabama finished the game 23-of-56 (.411) from the floor and 6-of-21 (.286) from beyond the arc, while Valpo connected on 23-of-49 (.469) shots from the field and 7-of-18 (.389) from deep. The Tide held a 35-32 edge on the glass.

Senior Corban Collins and junior Riley Norris led the Tide in scoring with 10 points each, while sophomore Donta Hall finished with nine points along with a career-best 12 rebounds. Redshirt freshman Dazon Ingram had eight points and a game-high five assists.

## VALPARAISO 68

Player	FG	3FG	FT	R	TP	A	MIN
Walker - G	2-6	0-2	3-3	4	7	1	34
Hammonk - G	4-11	0-3	2-4	6	10	1	38
Williams - G	1-3	1-3	0-0	0	3	2	27
Adekoya - F	6-11	3-4	1-2	3	16	1	32
Peters - F	7-12	3-6	7-7	10	24	1	33
Bradford - G	0-2	0-0	0-0	0	0	0	3
Joseph - F	1-1	0-0	2-3	2	4	2	18
Sorolla - F	2-3	0-0	0-2	3	4	0	13
Smiths - G	0-0	0-0	0-0	0	0	0	2
Kiser - G	0-0	0-0	0-0	0	0	0	0+
TEAM	4						
Totals	23-49	7-18	15-21	32	68	8	200

FG%	Half (34)	Final
3FG%	.480 (12-25)	.469
FT%	.400 (4-10)	.389
	.600 (6-10)	.714

## ALABAMA 70

Player	FG	3FG	FT	R	TP	A	MIN
Norris - F	3-6	2-4	2-2	5	10	1	28
Taylor - F	3-6	0-0	0-2	2	6	0	14
Olaniyan - F	0-0	0-0	0-0	0	0	0	6
Collins - G	3-8	2-4	2-2	2	10	4	28
Ingram - G	3-4	0-0	2-2	3	8	5	23
King - G	3-6	1-4	0-0	5	7	0	13
Johnson, Jr. - G	1-3	0-1	0-1	0	2	1	15
Hale - G	0-2	0-2	0-0	1	0	0	13
Davis - F	0-8	0-5	0-0	1	0	0	14
Key - F	3-6	1-1	1-2	2	8	2	23
Hall - F	4-7	0-0	1-2	12	9	0	23
TEAM	2						
Totals	23-56	6-21	8-13	35	60	13	200

FG%	Half (31)	Final
3FG%	.500 (14-28)	.411
FT%	.200 (2-10)	.286
	.333 (1-3)	.615

## GAME 5

SAINT LOUIS  
ALABAMA57  
62Nov. 23, 2016 • Las Vegas, Nev.  
MGM Grand Garden Arena • N/A

Braxton Key scored 16 points to lift the Alabama men's basketball team to a 62-57 come-from-behind victory over the Saint Louis Billikens in the consolation game of the Las Vegas Main Event at the MGM Grand.

Alabama trailed by nine points, 54-45, with 5:17 left to go, forcing a timeout by head coach Avery Johnson. The Tide would come out of the timeout by knocking down back-to-back threes by Key and Nick King which cut the lead to 54-51. After a made free throw and a layup by Saint Louis to extend its lead to 57-51 with 2:51 left, Key answered with another three as the Tide ended on an 11-0 spurt over the two-and-a-half minutes. Alabama's defense was the difference down the stretch, forcing six turnovers and holding the Billikens to just 1-for-5 shooting over the final five minutes.

The first half was a stalemate, as it featured six ties and seven lead changes. The Tide trailed by one at 15-14 at the midway point of the first half, before tying the score at 20-20 with 7:28 left on the clock. The contest continued to seesaw late in the half, as a pair of free throws from senior Corban Collins tied the score at 29-29 with 51 seconds remaining. The Billikens went on to hit a free throw before halftime, and Saint Louis took a one-point lead at 30-29 going into the locker room.

Both teams continued to battle back and forth in the second half, until Saint Louis used a 9-2 run over 1:52 that turned a 45-43 lead into a 54-45 advantage with 5:56 left, setting up the game's final minutes.

Alabama shot 43 percent from the field for the game, while knocking down 33 percent from beyond the arc and 78.9 percent from the charity stripe.

## SAINT LOUIS

57

Player	FG	3FG	FT	R	TP	A	MIN
Roby - G	5-9	1-3	4-4	3	15	4	36
Bishop - G	1-5	1-2	0-0	0	3	1	22
Crawford - G	3-9	1-4	2-3	6	9	2	34
Welmer - F	1-4	1-2	2-2	3	5	2	27
Agbeko - F	5-6	0-0	0-0	10	1	1	34
Neufeld	0-0	0-0	0-0	0	0	0	1
Johnson	2-5	1-2	3-5	2	8	1	14
Moore	0-2	0-1	0-0	0	0	0	13
Hines	1-3	1-1	2-4	2	5	0	15
Gillmann	1-1	0-0	0-0	2	2	0	4
TEAM	4						
Totals	19-44	6-15	13-18	32	57	11	200

	Half (30)	Final
FG%	.455 (10-22)	.432
3FG%	.400 (2-5)	.400
FT%	.727 (8-11)	.722

## ALABAMA

62

Player	FG	3FG	FT	R	TP	A	MIN
Norris - F	1-5	1-3	0-0	1	3	1	18
Collins - G	2-5	0-1	4-4	1	8	3	27
Taylor - F	1-1	0-0	0-0	2	1	12	
Ingram - G	2-3	0-1	6-7	5	10	2	26
Key - F	6-10	3-4	1-2	2	16	1	30
King	3-5	1-3	2-2	4	9	0	19
Johnson Jr.	1-4	1-3	0-0	1	3	0	12
Hale	1-4	1-3	1-2	3	4	1	18
Davis	2-7	0-3	0-0	1	4	1	15
TEAM	3						
Totals	20-47	7-21	15-19	27	62	11	200

	Half (29)	Final
FG%	.407 (11-27)	.426
3FG%	.167 (2-12)	.333
FT%	.833 (5-6)	.789

## GAME 6

CHARLESTON SOUTHERN  
ALABAMA46  
76Nov. 29, 2016 • Tuscaloosa, Ala.  
Coleman Coliseum • 11,425

Alabama led start to finish and claimed a dominant victory over Charleston Southern, 76-46. Three Tide players finished in double figures, led by Braxton Key's game-high 14 points.

Alabama got out to a quick start with a 10-0 run over the first 4:46 that saw Key nail down his first two attempts from beyond the arc. The Tide didn't let up as it used a 9-0 just a few minutes later to extend its lead to 21-5 with 9:12 left in the half. Alabama finished the half in grand fashion as it used a 15-2 run that lasted just over four minutes and stretched the lead to 36-12. The Tide led 40-15 at the break.

At the midway point, Key was 5-of-7 from the field with a dozen points. Alabama shots 48 percent from the field while holding the Buccaneers to just 24 percent shooting. The Tide defense forced 11 turnovers in the opening 20 minutes while recording three steals and four blocks.

The second half was more of the same with the Tide using a 12-0 run over a span of four-plus minutes to extend its lead to 65-28 with 8:50 to play. The 37 points were Alabama's largest lead of the game. Charleston Southern (3-3) rallied late with a 9-0 run to cut the lead to 70-42 with 2:14 on the clock, but Alabama cruised down the stretch.

Avery Johnson Jr. and Ar'Mond Davis finished with 11 and 10 points, respectively, to give Alabama three players in double-figures.

The Alabama bench was effective once again, outscoring its counterparts, 46-20. The Tide also won the rebounding battle, 41-32.

## CHARLESTON SOUTHERN

46

Player	FG	3FG	FT	R	TP	A	MIN
Howard - F	1-5	0-0	1-2	3	3	1	32
Mmonu - F	0-4	0-2	0-0	1	0	0	7
Potter - G	5-11	0-3	2-5	1	12	3	31
Mitchell - G	3-7	1-2	0-0	3	7	0	18
Keeling - G	2-10	1-1	0-0	7	4	0	31
Robinson	0-0	0-0	0-0	0	0	0	9
Wallace	3-5	3-5	0-0	4	9	2	23
Martin	1-3	1-3	2-4	3	5	1	20
Maxwell	2-4	0-1	2-2	3	6	1	13
Jones	0-0	0-0	0-0	1	0	0	9
Thomas	0-1	0-1	0-0	0	0	0	7
TEAM	6						
Totals	17-50	5-18	7-13	32	46	8	200

	Half (15)	Final
FG%	.240 (6-25)	.340
3FG%	.250 (2-8)	.278
FT%	.200 (1-5)	.538

## ALABAMA

76

Player	FG	3FG	FT	R	TP	A	MIN
King - F	1-4	0-3	0-1	5	2	1	17
Taylor - F	0-0	0-0	2-2	3	2	0	16
Key - F	6-8	2-4	0-2	6	14	3	19
Collins - G	1-5	0-2	1-1	1	3	1	19
Ingram - G	4-6	1-1	0-1	2	9	4	20
Norris	3-6	1-3	1-1	2	8	2	14
Schaffer	1-1	1-1	0-0	0	3	0	3
Johnson Jr.	3-7	1-4	4-6	2	11	3	23
Hale	2-6	1-3	2-3	3	7	0	17
Olaniyan	0-1	0-0	0-2	5	0	0	13
Davis	3-7	2-3	2-2	3	10	0	14
Austin	0-4	0-1	1-2	0	1	1	9
Fuller	0-0	0-0	0-0	0	0	0	2
Hall	2-2	0-0	2-2	7	6	0	14
TEAM	2						
Totals	26-57	9-25	15-25	41	76	15	200

	Half (36)	Final
FG%	.370 (10-27)	.390
3FG%	.308 (4-13)	.261
FT%	.667 (12-18)	.667

## GAME 7

ALABAMA  
TEXAS68  
77Dec. 2, 2016 • Austin, Texas  
Frank Erwin Center • 10,268

The Alabama men's basketball team lost a 77-68 decision to the Texas Longhorns at the Frank Erwin Center in Austin, Texas. The Crimson Tide led by 12 points at the half, but a 15-5 run by the Longhorns over the final 3:59 sealed the Texas victory.

The opening half was all Alabama, as the Tide opened the game on a 10-2 run, including a pair of three-pointers from senior Corban Collins to force a Texas timeout with 16:28 on the clock. Alabama continued to shoot the ball efficiently, as it made an impressive seven of its first 10 shots.

Texas was able to trim the Tide's lead to three points at 25-22, but Alabama responded with a 7-0 run to stretch the lead back out to 10 points at 32-22, forcing another Texas timeout with 4:46 left in the half. Going into halftime, the Tide held a 38-26 advantage.

The second half was a different story, as Texas opened the final 20 minutes on a 7-0 run to get back in the game. The Longhorns continued to chip away at the Alabama lead, and Texas went on to take their first lead of the game at 45-44 with 12:47 left to play.

It was back and forth from there as the game saw five ties and seven lead changes the rest of the way. After a Donta Hall free throw gave Alabama a 63-62 lead with 3:59 remaining, Texas' Jacob Young gathered a loose ball off a blocked shot and drilled a three-pointer. That shot kick-started the game-ending 15-5 Longhorns run to result in the final score.

## TEXAS

77

Player	FG	3FG	FT	R	TP	A	MIN
Allen - F	4-5	0-0	3-5	0	11	0	19
Cleare - F	5-9	0-0	1-2	4	11	1	23
Mack - G	5-12	1-3	0-1	7	11	2	37
Jones - G	2-5	1-3	4-4	7	9	1	20
Roach Jr. - G	2-7	0-1	12-16	5	16	3	28
Young	4-8	3-6	0-0	1	11	0	24
Banks	1-2	0-0	0-0	3	2	0	13
Yancy	1-1	0-0	2-2	0	4	0	10
Davis Jr.	1-4	0-1	0-0	3	2	3	26
TEAM	5						
Totals	25-53	5-14	22-30	35	77	10	200

	Half (26)	Final
FG%	.348 (8-23)	.472
3FG%	.286 (2-7)	.357
FT%	1.000 (8-8)	.733

## ALABAMA

68

Player	FG	3FG	FT	R	TP	A	MIN
King - F	1-2	1-1	0-0	1	3	0	15
Taylor - F	1-4	0-0	0-0	2	2	0	15
Key - F	3-11	1-5	2-6	7	9	1	34
Collins - G	3-5	3-5	0-0	0	9	2	29
Ingram - G	5-10	1-3	1-2	6	12	6	33
Norris	3-6	1-4	2-2	3	9	2	26
Johnson Jr.	4-6	2-4	0-0	1	10	0	16
Hale	3-7	1-3	2-2	0	9	0	12
Olaniyan	0-0	0-0	0-0	0	0	0	1
Davis	0-1	0-1	0-0	0	0	0	0+
Hall	1-1	0-0	3-6	5	5	1	19
TEAM	2						
Totals	24-53	10-26	10-18	27	68	12	200

	Half (38)	Final
FG%	.484 (15-31)	.453
3FG%	.375 (6-16)	.385
FT%	.500 (2-4)	.556

## GAME 8

ALABAMA  
OREGON56  
65Dec. 11, 2016 • Eugene, Ore.  
Matthew Knight Arena • 8,922

The Alabama men's basketball team lost a 65-56 decision to the No. 24-ranked Oregon Ducks at the Matthew Knight Arena in Eugene, Ore.

The Tide trailed by as many as 14 points in the contest and were down by 11 early in the second half, but rallied behind the play of sophomore forward Donta Hall, who finished the night with 14 points on 7-of-9 shooting from the floor and had a game-high seven rebounds and five dunks.

With Alabama trailing by seven, 53-46, at the 8:58 mark, an Avery Johnson Jr. layup started an 8-0 run over the next 4:46 that gave the Tide a 54-53 lead with 4:12 remaining - UA's first lead since being ahead 5-3 a few minutes into the game. Oregon regained the lead on a Tyler Dorsey three, but Hall answered once again with another dunk to tie the game at 56-56 with 3:13 left. It was the last points of the night scored by the Tide.

Oregon's Dylan Ennis connected on a three-pointer from the wing as the shot clock buzzer sounded to give the Ducks the lead for good. After Braxton Key missed a three on Alabama's next possession, Oregon was able to stretch its lead on Dillon Brooks' 15-foot jumper. Oregon connected on all four of its free throws in the final seconds to result in the final score.

The Tide shot 41 percent from the field in the 40 minute contest, and outrebounded the Ducks, 33-27, including an 11-6 edge on the offensive glass which resulted in a 21-6 advantage in second chance points. Alabama and Oregon both had 19 points off its bench, which marked just the second time this season the Tide reserves failed to outscore its counterparts.

## OREGON

65

Player	FG	3FG	FT	R	TP	A	MIN
Bell - F	1-3	0-0	0-1	4	2	0	28
Boucher - F	4-8	0-1	2-3	4	10	1	20
Pritchard - G	3-7	0-3	0-0	2	6	2	25
Dorsey - G	6-12	5-8	2-2	3	19	1	35
Ennis - G	2-6	1-3	4-4	4	9	6	32
Benson	2-4	1-2	2-2	4	7	2	23
Smith	0-0	0-0	0-0	0	0	0	3
Brooks	4-11	1-3	1-2	2	10	6	31
Bigby-Williams	1-1	0-0	0-0	0	2	0	3
TEAM	4						
Totals	23-52	8-20	11-14	27	65	18	200

	Half (31)	Final
FG%	.370 (10-27)	.442
3FG%	.364 (4-11)	.400
FT%	.700 (7-10)	.786

## ALABAMA

56

Player	FG	3FG	FT	R	TP	A	MIN
Olaniyan - F	1-2	0-0	0-0	3	2	0	10
Key - F	3-8	0-3	0-0	4	6	2	28
Hall - F	7-9	0-0	0-0	7	14	2	25
Collins - G	2-8	2-6	1-2	3	7	1	24
Ingram - G	3-6	0-0	2-4	3	8	1	26
Norris	0-3	0-2	0-0	7	0	2	29
Johnson Jr.	2-5	0-2	0-0	0	4	0	11
Taylor	2-3	0-0	1-1	3	5	0	14
Hale	0-2	0-1	0-0	0	0	0	13
Davis	4-12	0-5	2-2	1	10	0	20
TEAM	2						
Totals	24-58	2-19	6-9	33	56	8	200

	Half (23)	Final
FG%	.357 (10-28)	.414
3FG%	.100 (1-10)	.105
FT%	.667 (2-3)	.6

## GAME 9

**USC UPSTATE** 61  
**ALABAMA** 78

Dec. 15, 2016 • Tuscaloosa, Ala.  
Coleman Coliseum • 9,773

Sophomore forward Donta Hall scored a career-high 15 points to lead the Alabama men's basketball team to a 78-61 victory over USC Upstate. Hall, who set a new career high for the second consecutive game, connected on 6-of-7 shots from the floor and pulled down eight boards in the winning effort.

Alabama used a 12-0 run over a span of 3:07 to take an early 14-5 lead with 12:56 left in the first half. The Spartans responded by outscoring the Tide 14-6 over the next 4:39 to cut Alabama's lead to 20-19. However, the Alabama defense clamped down and allowed USC Upstate to make just two of its last 17 field goal attempts in the half. As a result, Alabama was able to go on a 14-3 run to extend its lead to 34-22 with 2:44 to play. At the break, Alabama led 39-26 and had outscored the Spartans 28-4 in the paint.

The Tide had an 11-0 lead in points off turnovers in the opening frame, while Alabama's bench outscored Upstate's, 13-0. Furthermore, the Tide shot 59 percent from the field, while holding the opponent to just 27 percent shooting.

Alabama's hot shooting continued in the second half as the Tide extended its lead to 20 points, 55-35, with 13:23 left to play in the game. The Spartans chipped away at the Tide lead, but never got closer than 15 points again. Alabama won the rebounding battle 44-33 and finished the game shooting 53 percent.

Alabama's reserves contributed 32 points compared to just 21 points from the Spartans bench, which marked the seventh time in nine games the Tide has outscored its counterparts.

## USC UPSTATE 61

Player	FG	3FG	FT	R	TP	A	MIN
Thompkins - F	1-5	1-3	0-0	3	3	2	28
Moore - F	4-12	3-9	3-3	8	14	0	29
Buchanan - C	3-4	0-0	4-10	9	10	1	18
Cunningham - G	4-12	3-9	2-2	3	13	3	30
Span - G	0-4	0-3	0-0	2	0	1	33
Hart	1-1	1-1	0-0	0	3	0	2
Holmes	2-11	1-6	0-0	0	5	0	25
Smith	1-2	1-1	0-0	1	3	0	13
Whittington	5-10	0-1	0-1	3	10	2	22
TEAM				4			
<b>Totals</b>	<b>21-61</b>	<b>10-33</b>	<b>9-16</b>	<b>33</b>	<b>61</b>	<b>9</b>	<b>200</b>

	<b>Half (26)</b>	<b>Final</b>
FG%	.267 (8-30)	.344
3FG%	.333 (5-15)	.303
FT%	.556 (5-9)	.563

## ALABAMA 78

Player	FG	3FG	FT	R	TP	A	MIN
Olanivan - F	2-3	0-0	0-0	10	4	1	16
Key - F	5-9	0-2	0-2	9	10	5	26
Hall - F	6-7	0-0	3-6	8	15	2	20
Collins - G	4-7	2-3	0-0	1	10	1	23
Ingram - G	2-5	0-2	3-5	3	7	4	22
Norris	4-8	1-4	0-0	4	9	0	19
Schaffer	0-1	0-1	0-0	0	0	0	2
Johnson Jr.	2-4	0-1	2-3	0	6	1	21
Taylor	2-4	0-0	0-0	5	4	1	14
Hale	1-3	1-2	2-2	0	5	0	14
Davis	3-7	2-5	0-0	1	8	1	19
Austin	0-0	0-0	0-0	0	0	0	4
TEAM				3			
<b>Totals</b>	<b>31-58</b>	<b>6-20</b>	<b>10-18</b>	<b>44</b>	<b>78</b>	<b>16</b>	<b>200</b>

	<b>Half (39)</b>	<b>Final</b>
FG%	.586 (17-29)	.534
3FG%	.250 (2-8)	.300
FT%	.429 (3-7)	.556

## GAME 10

**CLEMSON** 67  
**ALABAMA** 54

Dec. 18, 2016 • Birmingham, Ala.  
Legacy Arena • 11,147

The Alabama men's basketball team dropped a 67-54 contest to Clemson in the BBVA Compass Vulcan Classic at Legacy Arena in Birmingham, Ala.

Alabama started the game with six straight points to take an early lead, but quickly saw it disappear as Clemson used a 22-3 run over 7:47 to take a 22-9 lead with 8:16 left in the first half. Alabama turned the ball over five times during the Tigers' run and was just 1-of-11 from the field. The Tide failed to make a field goal for just under 11 minutes while Clemson pulled away, thanks in large part to a 15-0 run during that span.

Alabama finished the first half trailing 31-19 after shooting just 26 percent from the field compared to Clemson's 42 percent. The Tigers scored 13 points off 12 Crimson Tide turnovers, but Alabama outrebounded the Tigers at intermission, 22-17.

The Tide chipped away at the Tigers' lead during the second half, using an 8-0 run to come within 10 points at the 11:21 mark, trailing 43-33. However, Clemson responded with back-to-back threes on consecutive possessions to stretch its lead back to 16, 49-33, with 10:16 left.

Alabama continued to push back and brought the score within nine, down 57-48, with just over two minutes left in the game. But that's as close as Alabama would come as the Tigers outpaced the Tide 10-6 down the stretch to result in the final score.

## CLEMSON 67

Player	FG	3FG	FT	R	TP	A	MIN
Blossomgame - F	3-8	1-2	2-2	4	9	0	36
Grantam - F	0-4	0-3	0-0	4	0	0	25
Dijitte - C	3-8	0-1	2-2	7	8	0	32
Mitchell - G	6-10	2-2	4-4	5	18	2	29
Holmes - G	3-8	3-6	0-0	3	9	2	22
Reed	3-4	0-0	1-2	2	7	2	15
DeVoe	4-11	3-8	0-0	3	11	4	30
Thomas	2-2	0-0	1-4	3	5	0	11
TEAM				1			
<b>Totals</b>	<b>24-55</b>	<b>9-22</b>	<b>10-14</b>	<b>32</b>	<b>67</b>	<b>10</b>	<b>200</b>

	<b>Half (31)</b>	<b>Final</b>
FG%	.419 (13-31)	.436
3FG%	.364 (4-11)	.409
FT%	.250 (1-4)	.714

## ALABAMA 54

Player	FG	3FG	FT	R	TP	A	MIN
Olanivan - F	1-1	0-0	2-2	1	4	0	6
Key - F	2-11	0-4	2-2	3	6	1	27
Hall - F	1-3	0-0	0-0	7	2	1	23
Collins - G	2-6	1-4	0-0	4	5	0	23
Ingram - G	0-2	0-1	3-5	6	3	2	25
Norris	1-4	0-2	0-0	3	2	1	20
Johnson Jr.	5-11	2-4	5-6	1	17	2	28
Taylor	1-2	0-0	1-2	2	3	0	13
Hale	2-7	0-4	4-6	3	8	0	19
Davis	0-1	0-0	2-2	2	2	0	6
Austin	1-2	0-1	0-0	2	2	0	10
TEAM				3			
<b>Totals</b>	<b>16-50</b>	<b>3-20</b>	<b>19-25</b>	<b>37</b>	<b>54</b>	<b>7</b>	<b>200</b>

	<b>Half (19)</b>	<b>Final</b>
FG%	.261 (6-23)	.320
3FG%	.167 (1-6)	.150
FT%	.667 (6-9)	.760

## GAME 11

**ARKANSAS STATE** 52  
**ALABAMA** 67

Dec. 22, 2016 • Huntsville, Ala.  
Von Braun Center • 6,572

Senior forward Jimmie Taylor scored a season-high 12 points to lead the Alabama men's basketball team to a decisive 67-52 victory over the Arkansas State Red Wolves in the Rocket City Classic.

The game was played in front of a sold out crowd at the Von Braun Center in Huntsville, Ala., as the Tide played there for just the second time in program history, with the only other game coming on Dec. 18, 1999, when Alabama captured a 75-51 victory over Chattanooga.

Both teams battled back and forth early in the contest. With the score tied at 11-11 at the midway point of the half, the Red Wolves went on a 7-2 run to take an early 18-13 lead with 8:20 left in the opening stanza. However, the Tide responded with an impressive 18-4 run of its own to help propel the team to a 31-26 lead at intermission.

Ingram drilled a three-pointer to start the second half, but Arkansas State responded by scoring six straight points to trim Alabama's lead to two points, 34-32. The Tide pulled away a few minutes later thanks in large part to a 20-4 run that lasted 8:09, which turned a 45-40 Alabama advantage into a commanding 65-44 lead with just under two minutes left to help the Tide cruise to a 15-point win.

Alabama shot 44 percent from the field in the 40 minute contest, while hitting 31 percent of its shots from behind the three-point line. The Tide dominated between the blocks, as it scored 40 points in the paint compared to 26 from its counterparts.

## ARKANSAS STATE 52

Player	FG	3FG	FT	R	TP	A	MIN
Nweke - F	0-1	0-0	0-0	1	0	0	7
Thomas - G	0-4	0-0	2-6	7	2	1	28
Lindsey - G	3-6	1-2	1-2	3	8	1	21
Carter - G	5-16	0-6	4-4	3	14	0	34
Foster - G	0-2	0-2	0-0	5	0	3	24
Boudie	3-4	0-0	0-0	3	6	0	17
Willis	0-0	0-0	0-2	1	0	0	3
Kern	1-1	1-1	0-0	2	3	0	17
Davis	0-1	0-1	0-0	0	0	0	1
Simms	6-16	2-4	1-3	4	15	1	30
Bruce	2-8	0-0	0-2	7	4	0	17
Riley	0-0	0-0	0-0	0	0	1	1
TEAM				4			
<b>Totals</b>	<b>20-59</b>	<b>4-16</b>	<b>8-19</b>	<b>40</b>	<b>52</b>	<b>7</b>	<b>200</b>

	<b>Half (26)</b>	<b>Final</b>
FG%	.407 (11-27)	.339
3FG%	.000 (0-2)	.250
FT%	.571 (4-7)	.421

## ALABAMA 67

Player	FG	3FG	FT	R	TP	A	MIN
Norris - F	3-8	0-3	2-3	9	8	0	29
Key - F	5-8	1-1	0-0	7	11	2	29
Hall - F	1-3	0-0	3-4	4	5	0	17
Johnson Jr. - G	3-12	0-3	0-0	4	6	4	34
Ingram - G	3-6	1-1	3-5	5	10	3	20
Schaffer	0-0	0-0	0-0	0	0	1	1
Taylor	5-6	0-0	2-6	3	12	1	23
Hale	3-6	1-3	2-2	0	9	0	16
Olanivan	1-2	0-0	1-2	4	3	1	14
Davis	1-6	1-2	0-0	3	3	1	16
Fuller	0-0	0-0	0-0	0	0	0	1
TEAM				4			
<b>Totals</b>	<b>25-57</b>	<b>4-13</b>	<b>13-22</b>	<b>43</b>	<b>67</b>	<b>13</b>	<b>200</b>

	<b>Half (31)</b>	<b>Final</b>
FG%	.370 (10-27)	.439
3FG%	.333 (2-6)	.308
FT%	.818 (9-11)	.591

## GAME 12

**STETSON** 60  
**ALABAMA** 83

Dec. 29, 2016 • Tuscaloosa, Ala.  
Coleman Coliseum • 11,128

Freshman guard Dazon Ingram recorded his first career double-double to lead the Alabama men's basketball team to a dominant 83-60 victory over Stetson in Coleman Coliseum.

Ingram matched his career high with 16 points and set a career-best mark with 10 rebounds, as he collected the first double-double by a Tide player this season.

Trailing 10-9 early in the game, the Tide used a huge 20-5 run over a span of 8:39 in the first half to take control of the contest with a 29-15 lead. During the run, Alabama held Stetson scoreless for just under five minutes. The Tide defense blocked four shots in the first half alone and held the Hatters to just 34 percent from the field.

Stetson used a 12-2 run of its own late in the opening stanza to close the gap to seven points at intermission, 36-29. The Tide outrebounded the Hatters 25-12 over the opening 20 minutes of play and owned an 18-8 edge on points in the paint.

Alabama broke the game open to start the second half with a 15-1 run in the opening five minutes. The Hatters never got any closer than 19 points the rest of the way. The Tide extended its lead to as much as 25 with an 83-58 lead inside the final minute. Stetson finished the game with a pair of free throws resulting in the final score.

The Tide recorded season-highs in points, assists (18) and rebounds (53). Alabama nearly doubled Stetson on the boards, owning a 53-27 rebounding advantage, including a 21-9 edge on the offensive glass. The Tide also had a big advantage in points in the paint, outscoring the Hatters, 46-24. Alabama finished with seven blocks and nine steals.

## STETSON 60

Player	FG	3FG	FT	R	TP	A	MIN
Newton - F	4-10	3-6	2-3	2	13	0	21
Dennis - C	0-2	0-0	0-0	1	0	0	13
Myles - G	8-13	2-3	0-0	1	18	1	35
Rivera - G	3-7	2-3	0-1	10	8	4	30
Doyle - G	3-10	0-4	0-0	1	6	1	23
Glasford	0-3	0-2	0-0	0	0	2	13
Verk	1-5	0-1	0-0	3	2	0	16
Moses	0-0	0-0	0-0	0	0	0	2
Ndahiho	0-1	0-0	1-2	1	1	0	7
Goodman	0-3	0-1	2-2	1	2	0	19
Pegg	3-6	0-0	4-4	0	10	0	21
TEAM				7			
<b>Totals</b>	<b>22-60</b>	<b>7-20</b>	<b>9-12</b>	<b>27</b>	<b>60</b>	<b>8</b>	<b>200</b>

	<b>Half (29)</b>	<b>Final</b>
FG%	.344 (11-32)	.367
3FG%	.385 (5-13)	.350
FT%	1.000 (2-2)	.750

## ALABAMA 83

Player	FG	3FG	FT	R	TP	A	MIN
Norris - F	7-11	3-6	1-1	3	18	2	29
Key - F	4-10	0-1	2-4	9	10	4	21
Hall - F	4-5	0-0	0-0	4	8	0	16
Johnson Jr. - G	3-10	2-4	2-2	2	10	6	27
Ingram - G	6-9	1-1	3-5	10	16	4	29
Schaffer	1-2	1-1	0-0	0	3	0	3
Taylor	2-2	0-0	0-0	4	4	1	19
Hale	2-4	0-1	1-2	1	5	0	8
Olanivan	1-2	0-0	0-0	13	2	1	22
Davis	3-10	1-8	0-0	2	7	0	20
Austin	0-4	0-2	0-1	1	0	0	6
TEAM				4			
<b>Totals</b>	<b>33-69</b>	<b>8-24</b>	<b>9-15</b>	<b>53</b>	<b>83</b>	<b>18</b>	<b>200</b>

	<b>Half (36)</b>	<b>Final</b>
FG%	.483 (14-29)	.478
3FG%	.364 (4-11)	.333
FT%	.667 (4-6)	.600



## GAME 13

**ALABAMA** 68  
**MISSISSIPPI STATE** 58

Jan. 3, 2017 • Starkville, Miss.  
Humphrey Coliseum • 7,452

Alabama defeated the Mississippi State Bulldogs, 68-58, to begin Southeastern Conference play. With the win, the Tide claimed its fourth straight victory in Humphrey Coliseum for the first time in school history and defeated the Bulldogs for the seventh time in its last eight games.

Dazon Ingram led the Tide with 13 points, nine rebounds and four assists, while Avery Johnson Jr. also had 13 points to go along with five boards. Riley Norris added 11 points to give the Tide three players in double figures.

Mississippi State started the game on a 9-3 run to take a six-point lead with 15:36 left in the half. However, the Tide went on to outscore the Bulldogs 29-11 over the final 14-plus minutes of the first half to take a 32-20 lead going into halftime.

The Tide shot 35 percent from the field in the first half and won the rebounding battle by a 25-18 margin. Alabama scored 16 of its 32 points in the paint, while limiting its counterparts to just six points between the blocks.

The Bulldogs responded with an 8-0 run immediately coming out of intermission to trim Alabama's lead to 32-28 with 18:15 left on the clock. Mississippi State continued to chip away at the Tide's lead, as the Bulldogs managed to tie the score at 42-42 midway through the second half.

Tied at 44, Alabama scored seven straight points to take a 51-44 lead with 8:19 remaining. That helped the Tide outscore the Bulldogs, 26-16, over the final 10-plus minutes of regulation to cruise to result in the final score.

Alabama shot 44 percent from the field in the 40 minute contest and dominated the rebounding game by an imposing 43-26 margin. The Tide scored 38 of its points in the paint, while limiting the opposition to just 24 points in the lane.

**ALABAMA** 68

Player	FG	3FG	FT	R	TP	A	MIN
Key - F	3-5	1-2	2-2	6	9	1	20
Hall - F	3-5	0-0	0-1	5	6	0	20
Norris - F	3-9	1-4	4-4	2	11	1	32
Johnson Jr. - G	5-15	1-4	2-2	5	13	0	32
Ingram - G	4-8	0-0	5-6	9	13	4	35
Collins	1-4	0-1	0-0	2	2	2	18
Taylor	3-4	0-0	3-3	3	9	0	19
Hale	1-3	0-2	0-2	2	2	0	8
Olaniyan	1-1	0-0	1-2	6	3	1	16
TEAM				3			
Totals	24-54	3-13	17-22	43	68	9	200

	Half (26)	Final
FG%	.267 (8-30)	.344
3FG%	.333 (5-15)	.303
FT%	.556 (5-9)	.563

**MISSISSIPPI STATE** 58

Player	FG	3FG	FT	R	TP	A	MIN
Herard - F	0-1	0-0	4-4	5	4	0	16
Stapleton - G	2-5	0-2	1-2	1	5	0	14
Kegler - G	4-9	0-5	4-6	7	12	0	33
Weatherspoon - G	2-11	1-6	2-2	5	7	2	33
Ready - G	2-5	0-0	2-2	1	6	3	34
Peters	4-9	1-4	0-0	1	9	4	21
Wright	0-0	0-0	0-0	0	0	0	1
Carter	4-7	2-3	0-0	1	10	1	23
Holman	1-5	0-1	3-4	5	5	1	25
TEAM				0			
Totals	19-52	4-21	16-20	26	58	11	200

	Half (39)	Final
FG%	.586 (17-29)	.534
3FG%	.250 (2-8)	.300
FT%	.429 (3-7)	.556

## GAME 14

**VANDERBILT** 56  
**ALABAMA** 59

Jan. 7, 2017 • Tuscaloosa, Ala.  
Coleman Coliseum • 11,256

The Alabama men's basketball team won its Southeastern Conference home opener in Coleman Coliseum, 59-56, over Vanderbilt. The Crimson Tide outscored the Commodores 23-8 over the final 12:18 of the game to turn a 12-point deficit into a three-point victory.

Redshirt freshman Dazon Ingram finished with his second career double-double with 10 points and 10 rebounds. Junior Ar'Mond Davis provided a second half spark as he led the Tide with 12 points off the bench over the final 20 minutes of action, while freshman Braxton Key pulled down a team-best 11 rebounds to go along with seven points. Senior Jimmie Taylor also added 10 points, eight rebounds and three blocks.

After entering halftime tied, 30-30, Vanderbilt opened the second half with 12 unanswered points over the first five minutes - all from beyond the three-point arc. Alabama trailed 46-32 when Davis hit a three-pointer from the corner while being fouled with 13:35 to play. Sparked by Davis' four-point play, Alabama began a 21-3 run over the next 5:23, with Davis scoring all 12 of his points during the stretch.

With 8:43 to play, Alabama tied the game at 49-49 then took its first lead since the final minute of the first half less than a minute later. The Tide never trailed in the game again.

The first half featured nine lead changes. After Vanderbilt opened the game with six straight points in the first two minutes, the Tide used a 17-2 run to build a nine-point lead with 11:47 left in the first half. The Commodores answered with a 10-0 run of their own immediately after and regained the lead 18-17 with 7:26 left on the clock. The teams traded baskets down the stretch before finishing the half tied.

**VANDERBILT** 56

Player	FG	3FG	FT	R	TP	A	MIN
Kornet - F	5-17	3-7	2-3	13	15	2	37
Roberson - F	2-6	0-1	0-1	1	4	1	22
Willis - G	3-8	2-3	2-3	5	10	4	27
Fisher-Davis - G	2-9	1-6	2-2	4	7	0	32
Lachance - G	3-7	2-4	0-0	3	8	3	36
Tove	1-3	0-1	0-0	2	2	0	13
Baptiste	0-0	0-0	0-0	0	0	0	5
Brown	0-0	0-0	0-0	0	0	0	3
Bressler	4-6	2-4	0-0	4	10	0	25
TEAM				3			
Totals	20-56	10-26	6-9	35	56	10	200

	Half (30)	Final
FG%	.344 (11-32)	.357
3FG%	.417 (5-12)	.385
FT%	.750 (3-4)	.667

**ALABAMA** 59

Player	FG	3FG	FT	R	TP	A	MIN
Norris - F	0-5	0-4	0-0	2	0	0	19
Key - F	2-7	1-2	2-2	11	7	1	33
Hall - F	0-1	0-0	0-0	2	0	0	8
Johnson Jr. - G	2-7	2-3	0-0	0	6	0	20
Ingram - G	4-12	0-2	2-5	10	10	5	31
Collins	1-6	1-6	1-2	4	4	1	16
Taylor	4-7	0-0	2-2	8	10	3	30
Hale	0-3	0-2	3-4	1	3	3	15
Olaniyan	3-6	0-0	1-2	8	7	0	14
Davis	4-9	3-6	1-1	0	12	0	14
TEAM				4			
Totals	20-63	7-25	12-18	50	59	13	200

	Half (30)	Final
FG%	.343 (12-35)	.317
3FG%	.250 (3-12)	.280
FT%	.429 (3-7)	.667

## GAME 15

**FLORIDA** 80  
**ALABAMA** 67

Jan. 10, 2017 • Tuscaloosa, Ala.  
Coleman Coliseum • 12,923

Alabama's comeback effort fell short as the No. 23 Florida Gators knocked off the Crimson Tide, 80-67. The loss snapped a season-long four-game winning streak for the Tide.

Braxton Key recorded a career-high 24 points - the first 20-point performance by a Tide player this season - to go along with five rebounds in a season-high 35 minutes of action.

Alabama came back from an 18-point first half deficit and held the lead for most of the second half. However, with the Tide leading 59-56 with 7:33 remaining, Florida stepped up its defensive pressure which led to a game-ending 19-6 run, resulting in the final score.

After Alabama started the game with four unanswered points, Florida went on an 11-0 run to take an 11-6 lead. The Gators then used a 14-1 run later in the half to extend their lead to 34-16 with 4:50 remaining in the opening stanza. During the run, the Tide failed to make a field goal for over seven minutes and did not score in over five.

The Tide would respond by outscoring the Gators 15-4 over the final four-plus minutes, highlighted by Ar'Mond Davis' three-pointer from just off the logo at midcourt as the shot clock was winding down. Alabama carried its momentum into the second half, starting the period by outscoring Florida 15-7, to result in a combined 30-11 run that gave the Tide a 48-45 lead with 13:06 left to play.

Alabama led by as many as six points, 53-47, with 10:37 remaining before Florida turned up its defensive pressure. Clinging to a narrow 59-56 lead with 7:33 left to play, the Tide finished the contest by committing six turnovers and hitting just two of its last five shots from the floor.

**FLORIDA** 80

Player	FG	3FG	FT	R	TP	A	MIN
Robinson - F	3-8	0-2	2-3	6	8	0	29
Leon - F	1-5	0-2	2-2	0	4	0	13
Hayes - C	2-3	0-0	4-7	4	8	0	22
Hill - G	4-10	0-1	5-6	5	13	4	35
Allen - G	2-7	0-3	2-2	1	6	2	25
Chiozza	2-5	1-3	3-4	1	8	2	17
Egbunu	3-3	0-0	0-0	2	6	0	17
Barry	4-6	2-3	3-3	4	13	1	26
Stone	4-6	3-3	3-5	2	14	2	16
TEAM				5			
Totals	25-53	6-17	24-32	30	80	11	200

	Half (38)	Final
FG%	.500 (15-30)	.472
3FG%	.300 (3-10)	.353
FT%	.500 (5-10)	.750

**ALABAMA** 67

Player	FG	3FG	FT	R	TP	A	MIN
Norris - F	1-4	0-2	1-4	2	3	0	26
Key - F	8-17	3-4	5-8	5	24	1	35
Hall - F	6-6	0-0	0-0	8	12	1	15
Johnson Jr. - G	1-7	0-2	1-2	2	3	3	25
Ingram - G	1-1	0-0	6-10	2	8	2	30
Collins	1-6	1-3	0-3	3	3	0	12
Taylor	1-1	0-0	0-0	4	2	0	17
Hale	0-1	0-0	0-0	1	0	0	8
Olaniyan	1-2	0-0	0-0	6	2	1	15
Davis	3-5	1-2	3-5	0	10	0	17
TEAM				4			
Totals	23-50	5-13	16-32	37	67	8	200

	Half (31)	Final
FG%	.429 (12-28)	.460
3FG%	.400 (4-10)	.385
FT%	.273 (3-11)	.500

## GAME 16

**ALABAMA** 81  
**LSU** 66

Jan. 14, 2017 • Tuscaloosa, Ala.  
Coleman Coliseum • 8,419

Corban Collins scored a season-high 24 points, 18 of which came in the second half, to lead Alabama to an 81-66 road victory. The Crimson Tide closed the game with strong second half, as it outscored the Tigers 30-12 over the final seven minutes, which resulted in the final score.

Riley Norris scored a season-high 20 points to give the Tide a pair of 20-point scorers. Collins proved to be effective beyond the arc, as he made a career-high seven three-pointers en route to his game-high scoring output. Donta Hall added 13 points on 6-of-7 shooting from the floor, while Braxton Key led the team in rebounding with nine boards to go along with seven points and three assists.

With the score knotted at 56-56 with 5:09 left to play, Norris connected on back-to-back three-pointers to jump start an 18-4 Crimson Tide run over the next 3:52 to stretch the lead to 74-60 with 1:17 left. From there, Alabama, which outscored LSU, 53-33, in the second half, cruised to the double-digit victory.

The game was close throughout the majority, as it featured 10 ties and 11 lead changes.

The first half was a back-and-forth affair as neither team led by more than six points. Alabama held a one-point advantage with 3:34 on the clock at 27-26, before LSU closed out the half with a 7-1 run to take a 33-28 lead going into halftime.

LSU held a four-point lead, 48-44, at the midway point of the second half, before Alabama responded with a 7-0 run to take a three-point lead at 51-48 with 9:06 remaining in the contest. LSU quickly responded with a 6-0 run of its own to take a 54-51 lead with 7:53 left to play, before the Tide went on the impressive 30-12 game-ending run.

**ALABAMA** 81

Player	FG	3FG	FT	R	TP	A	MIN
Norris - F	6-12	3-7	5-5	5	20	0	35
Key - F	2-12	0-5	3-5	9	7	3	33
Hall - F	6-7	0-0	1-1	2	13	0	21
Johnson Jr. - G	0-6	0-2	2-2	0	2	1	15
Ingram - G	1-3	0-0	4-8	5	6	7	18
Collins	7-13	7-11	3-4	3	24	2	32
Taylor	2-3	0-0	1-3	3	5	0	15
Hale	0-0	0-0	0-0	0	0	0	1
Olaniyan	0-2	0-0	2-4	6	2	2	22
Davis	1-5	0-3	0-0	2	2	0	8
TEAM				6			
Totals	25-63	10-28	21-32	41	81	15	200

	Half (38)	Final
FG%	.281 (9-32)	.397
3FG%	.214 (3-14)	.357
FT%	.778 (7-9)	.656

**LSU** 66

Player	FG	3FG	FT	R	TP	A	MIN
Reath - F	6-14	0-2	0-0	9	12	2	32
Epps - F	3-3	0-0	5-7	7	11	2	17
Blakeney - G	4-7	1-3	2-2	3	11	1	32
Jenkins - G	0-4	0-0	0-2	1	0	4	14
Patterson - G	3-6	2-5	0-0	3	8	3	30
Sampson	2-5	1-3	2-2	3	7	2	23
Robinson III	0-0	0-0	1-2	1	1	0	6
Mays	3-7	1-2	5-6	3	12	1	20
Hayward	0-0	0-0	0-0	0	0	0	1
Bridgewater	0-0	0-0	0-0	1	0	0	5
Sims	2-8	0-1	0-0	4	4	0	20
TEAM				2			
Totals	23-54	5-16	15-21	37	66	15	200

	Half (33)	Final
FG%	.400 (12-30)	.426
3FG%	.143 (1-7)	.313
FT%	.800 (8-10)	.714

## GAME 17

**MISSOURI** 56  
**ALABAMA** 68

Jan. 18, 2017 • Tuscaloosa, Ala.  
Coleman Coliseum • 10,347

Alabama won a 68-56 decision over the Missouri Tigers in Coleman Coliseum. Junior forward Riley Norris and sophomore guard Avery Johnson Jr. led the team with 13 points each, as the Crimson Tide saw four players finish in double-figures.

The win marks the first time Alabama started conference play with a 4-1 mark since the 2012-13 campaign.

The game started slowly with neither team breaking 30 points in the first half. Alabama took an early 7-2 lead at the first media timeout. The Tide used a quick 6-0 spurt to take a 13-5 lead with 11:59 left in the half, before going cold and making just two of its next 15 shots. With 7:28 to play, Alabama still held a 15-10 lead. The teams exchanged baskets down the stretch, and the Tide took a seven-point lead, 26-16, into the locker room.

Alabama doubled the Tigers in the paint, 12-6, and outscored them in points off turnovers, 8-0, in the first half. The Tide held a 23-17 advantage in rebounding, highlighted by a 9-3 advantage on the offensive glass.

Alabama used a 22-12 run over the first 8:38 of the half to take a 48-34 lead with 11:22 to play. Missouri never got any closer than 10 points the rest of the way, as the Tide cruised to its seventh home victory of the year.

Alabama never trailed in the contest and improved to 10-0 when holding teams to fewer than 62 points. Alabama won the rebounding battle 39-31 with a 14 offensive boards to the Tigers' five. The Tide has now won the rebounding battle in all five of its SEC games to start the season.

**MISSOURI** 56

Player	FG	3FG	FT	R	TP	A	MIN
Barnett - F	3-6	1-3	0-0	5	7	1	28
Puryear - F	0-1	0-0	4-6	6	4	1	29
Woods - F	3-7	0-0	7-7	2	13	1	28
Walton - G	1-4	0-1	0-0	1	2	0	15
Geist - G	1-3	0-0	1-2	1	3	0	14
Phillips	5-10	3-5	3-5	4	16	7	33
Hughes	3-6	2-3	0-3	5	8	0	23
Nikko	0-3	0-0	0-0	1	0	0	10
VanLeer	1-2	1-2	0-0	2	3	0	20
TEAM				4			
Totals	17-42	7-14	15-23	31	56	10	200

	Half (19)	Final
FG%	.300 (6-20)	.405
3FG%	.500 (3-6)	.500
FT%	.444 (4-9)	.652

**ALABAMA** 68

Player	FG	3FG	FT	R	TP	A	MIN
Norris - F	5-10	2-5	1-4	4	13	1	34
Key - F	4-9	2-5	1-2	7	11	3	24
Hall - F	1-2	0-0	1-4	4	3	0	16
Collins - G	1-7	0-6	0-0	3	2	1	23
Ingram - G	4-5	2-3	2-6	4	12	3	29
Johnson Jr.	4-7	1-3	4-4	1	13	1	20
Taylor	2-5	0-0	2-6	9	6	0	23
Hale	0-1	0-1	0-0	1	0	0	6
Olanivan	0-1	0-0	2-2	2	2	0	11
Davis	2-6	2-4	0-0	2	6	0	14
TEAM				2			
Totals	23-53	9-27	13-28	39	68	9	200

	Half (26)	Final
FG%	.333 (10-30)	.434
3FG%	.200 (3-15)	.333
FT%	.429 (3-7)	.464

## GAME 18

**ALABAMA** 64  
**AUBURN** 84

Jan. 21, 2017 • Auburn, Ala.  
Auburn Arena • 9,121

Alabama gave up 54 second-half points en route to an 84-64 loss at Auburn Arena. The Tide, which lost for just the second time in its last eight games, allowed the Tigers to go on a 24-7 run to turn a tight game into a double-digit defeat.

The game was tightly contested through the first 30 minutes of play, featuring eight ties and seven lead changes. With Alabama leading 52-51 with 9:38 left to play, Auburn began its game-deciding run as it outscored the Tide 9-2 over the next 2:41 to go up 61-54. After Alabama cut the deficit to 63-59 with 5:04 remaining, Auburn scored the next 13 points to blow it open.

The Tigers' 24-7 run lasted 6:47 and turned the score from a one-point Auburn deficit to a 16-point cushion (75-59) with just 2:31 left to play. In all, the Tide was outscored 33-12 over the final 9:38 to result in the final score.

Prior to the Tigers' final push, neither team led by more than seven points in a back-and-forth affair. Alabama jumped out early to a 12-5 lead before foul trouble sidelined a pair of starters in redshirt freshman Dazon Ingram and sophomore Donta Hall, who played two and eight minutes in the opening half, respectively. However, Auburn battled back and was able to even the game at 30-30 as the teams headed to the locker room.

For the game, the Tide shot 41 percent from the field and 29 percent from beyond the arc, while the Tigers connected on 50 percent from the floor and 62 percent from deep. Auburn finished the game 28-of-42 from the foul line, led by its freshman center Austin Wiley, who finished with 19 points and 11-of-18 from the charity stripe. As a team, the Tide went 10-of-19 from the foul line.

**ALABAMA** 64

Player	FG	3FG	FT	R	TP	A	MIN
Norris - F	4-10	2-6	0-0	2	10	0	33
Key - F	5-12	1-4	7-10	4	18	3	28
Hall - F	2-2	0-0	1-2	2	5	0	9
Collins - G	0-5	0-3	0-0	2	0	1	20
Ingram - G	3-7	1-2	0-2	4	7	3	24
Schaffer	0-0	0-0	0-0	0	0	0	1
Johnson Jr.	3-8	2-4	0-0	2	8	1	23
Taylor	3-5	0-0	1-2	4	7	1	26
Hale	0-1	0-1	0-0	1	0	1	5
Olanivan	3-5	0-0	1-3	11	7	3	22
Davis	1-3	0-1	0-0	0	2	0	10
TEAM				2			
Totals	24-58	6-21	10-19	34	64	13	200

	Half (30)	Final
FG%	.387 (12-31)	.414
3FG%	.364 (4-11)	.286
FT%	.333 (2-6)	.526

**AUBURN** 84

Player	FG	3FG	FT	R	TP	A	MIN
Spencer - F	1-1	0-0	0-0	1	2	0	11
Wiley - C	4-9	0-0	11-18	9	19	0	25
Harper - G	0-2	0-1	4-4	1	4	3	20
Dunans - G	3-8	0-0	2-4	2	8	2	26
Heron - G	5-9	3-3	2-4	5	15	0	31
Brown	2-5	2-4	2-2	1	8	2	24
Purifoy	2-4	1-2	0-0	3	5	1	29
Keim	1-1	1-1	0-0	0	3	0	1
Macy	0-0	0-0	0-0	0	0	0	1
McLemore	1-2	0-0	1-2	6	3	0	14
Johnson	5-7	1-2	6-8	1	17	2	20
Blackstock	0-0	0-0	0-0	0	0	0	1
TEAM				5			
Totals	24-48	8-13	28-42	34	84	10	200

	Half (26)	Final
FG%	.476 (10-21)	.500
3FG%	.429 (3-7)	.615
FT%	.538 (7-13)	.667

## GAME 19

**ALABAMA** 80  
**GEORGIA** 60

Jan. 25, 2017 • Athens, Ga.  
Stegeman Coliseum • 6,661

Braxton Key registered a career-high 26 points to help lift Alabama to an impressive 80-60 road victory over the Georgia Bulldogs at Stegeman Coliseum.

Alabama had four players finish in double figures. Along with Key's career-high scoring output, Corban Collins and Riley Norris registered 15 points each, while Jimmie Taylor added 10. Combined, the four Crimson Tide players scored 66 of the team's 80 points.

At the midway point of the first half, Alabama held a six-point lead at 15-9. Georgia responded with 6-2 spurt to cut the Tide's lead to two points, 17-15, forcing an Alabama timeout with 6:56 on the clock. However, Georgia head coach Mark Fox received two technicals and was ejected from the game with 1:59 left in the half, helping the Tide to end the half on a 13-3 run to take a 41-27 lead into the locker room.

Alabama did not let up at all to begin the second half as Norris scored five straight points and the Tide was able to extend its lead to 20 points, 59-39, with 10:14 left to play.

Georgia responded with a 13-2 run to trim the Tide's lead to 62-52 with five minutes left in regulation. That's as close as the Bulldogs would come, as Alabama was able to hit free throws and get defensive stops down the stretch to result in the final score.

Alabama shot 51 percent from the field in the 40-minute contest, while shooting a season-best 60 percent (9-of-15) from beyond the arc. The Tide also outrebounded the Bulldogs by a 40-27 decision.

**ALABAMA** 80

Player	FG	3FG	FT	R	TP	A	MIN
Olanivan - F	0-4	0-0	2-2	6	2	0	16
Key - F	7-11	3-4	9-13	9	26	2	37
Hall - F	0-1	0-0	0-0	11	0	1	29
Norris - G	5-7	2-3	3-4	3	15	0	33
Ingram - G	0-3	0-0	8-11	3	8	1	23
Schaffer	0-0	0-0	0-0	1	0	0	1
Collins	5-7	4-5	1-4	0	15	1	22
Johnson Jr.	2-6	0-3	0-0	0	4	2	15
Taylor	5-8	0-0	0-0	3	10	1	22
Davis	0-0	0-0	0-0	0	0	0	2
TEAM				4			
Totals	24-47	9-15	23-34	40	80	8	200

	Half (41)	Final
FG%	.533 (16-30)	.511
3FG%	.444 (4-9)	.600
FT%	.833 (5-6)	.676

**GEORGIA** 60

Player	FG	3FG	FT	R	TP	A	MIN
Maten - F	7-15	1-1	5-7	5	20	1	36
Ogbeide - F	3-7	0-0	1-2	11	7	1	30
Harris - G	0-7	0-2	0-0	0	0	1	27
Parker - G	4-9	1-4	1-2	4	10	3	28
Frazier - G	2-9	0-5	0-0	0	4	3	38
Jackson II	3-4	1-2	0-0	0	7	0	12
Crump	1-2	1-2	3-4	0	6	0	3
Diatta	0-0	0-0	2-2	1	2	1	8
Kessler	0-0	0-0	0-0	0	0	0	3
Geno	0-0	0-0	2-2	1	2	0	7
Edwards	1-2	0-0	0-0	2	2	0	8
TEAM				3			
Totals	21-55	4-16	14-19	27	60	10	200

	Half (27)	Final
FG%	.435 (10-23)	.382
3FG%	.400 (2-5)	.250
FT%	.833 (5-6)	.737

## GAME 20

**MISSISSIPPI STATE** 62  
**ALABAMA** 71

Jan. 28, 2017 • Tuscaloosa, Ala.  
Coleman Coliseum • 15,383

Alabama outscored Mississippi State 14-4 over the game's final six-plus minutes to pull out a 71-62 victory over Mississippi State in front of a sellout Coleman Coliseum crowd. With the win, the Tide improved to 13-7 on the season and 6-2 in Southeastern Conference play, which marked its best start in league play since the 2012-13 campaign.

The Tide set season highs in free throws attempted, free throws made and free throw percentage en route to the nine-point victory. Dazon Ingram, who entered the contest as a 60-percent free throw shooter, went 12-of-12 from the line on his way to 15 points. Braxton Key led the Tide with 19 points while adding nine rebounds.

Alabama got out to a slow start including a three-minute stretch without a field goal. After trailing 13-12 midway through the first half, the Tide took its first lead of the night, 17-15, on a Riley Norris three-pointer with 8:10 to play. The teams then traded baskets with neither gaining more than a three-point lead. Alabama ended the half with a 10-2 run over the final 2:50 to turn a 24-27 deficit into a 34-29 lead at the break.

The Tide went a perfect 11-of-11 from the free throw line in the first 20 minutes and outrebounded the Bulldogs, 20-17.

Alabama kept up the momentum out of the break with a 7-0 run over the first 3:37 of the second half, but then went cold and failed to make a field goal for nearly five minutes. The Bulldogs took advantage, using a 17-5 run over a span of 4:14 to take a 58-57 lead with 6:05 to play. However, Key immediately answered with a three-point basket that began a run of 13 consecutive points by Alabama to take control of the game.

Alabama's defense collected seven blocks and scored 23 points off 18 Mississippi State turnovers.

**MISSISSIPPI STATE** 62

Player	FG	3FG	FT	R	TP	A	MIN
Holman - F	2-7	0-1	0-0	9	4	0	31
Herard - C	5-5	0-0	2-4	6	12	1	30
Peters - G	4-2	2-6	3-5	0	13	3	34
Kegler - G	2-7	1-2	0-2	5	5	4	27
Weatherspoon - G	4-14	1-4	2-2	7	11	1	35
Wright	2-3	0-1	1-1	1	5	0	15
Stapleton	2-4	1-2	0-1	3	5	0	8
Ready	0-0	0-0	0-0	0	0	0	2
Carter	1-3	0-0	2-2	1	4	2	10
Datcher	1-1	0-0	1-2	1	3	0	8
TEAM				7			
Totals	23-56	5-16	11-19	40	62	11	200

	Half (29)	Final
FG%	.355 (11-31)	.411
3FG%	.167 (1-6)	.313
FT%	.857 (6-7)	.579

**ALABAMA** 71

Player	FG	3FG	FT	R	TP	A	MIN
Olanivan - F	3-4	0-0	0-0	11	6	0	22
Key - F	4-13	1-4	10-14	9	19	1	34
Hall - F	1-3	0-0	4-4	6	6	1	22
Norris - G	4-11	3-5	2-2	2	13	1	34
Ingram - G	1-9	1-3	12-12	1	15	6	33
Collins	1-4	1-3	2-2	0	5	1	18
Johnson Jr.	1-5	0-3	0-0	1	2	0	13
Taylor	2-3	0-0	1-2	5	5	1	24
TEAM				2			
Totals	17-52	6-18	31-36	37	71	11	200

	Half (34)	Final
FG%	.385 (10-26)	.327
3FG%	.333 (3-9)	.333
FT%	1.000 (11-11)	.861

## 2016-17 CUMULATIVE STATS

**2016-17 Alabama Basketball**  
**Alabama Combined Team Statistics (as of Jan 28, 2017)**  
**All games**

RECORD:	OVERALL	HOME	AWAY	NEUTRAL
ALL GAMES	13-7	8-3	3-3	2-1
CONFERENCE	6-2	3-1	3-1	0-0
NON-CONFERENCE	7-5	5-2	0-2	2-1

#	Player	gp-gs	min	avg	Total		3-Point		F-Throw		Rebounds				pf	dq	a	to	blk	stl	pts	avg
					fg-fga	fg%	3fg-fga	3fg%	ft-fga	ft%	off	def	tot	avg								
25	Key, Braxton	20-16	555	27.8	81-182	.445	22-59	.373	53-85	.624	37	83	120	6.0	48	1	40	56	13	14	237	11.9
12	Ingram, Dazon	20-20	536	26.8	57-118	.483	11-26	.423	70-108	.648	18	75	93	4.7	45	0	76	50	7	21	195	9.8
01	Norris, Riley	20-15	530	26.5	60-148	.405	27-80	.338	31-42	.738	29	43	72	3.6	42	0	16	19	2	16	178	8.9
03	Collins, Corban	18-12	408	22.7	44-120	.367	29-76	.382	22-35	.629	3	31	34	1.9	29	0	25	15	0	10	139	7.7
05	Johnson Jr, Avery	20-6	378	18.9	48-135	.356	17-55	.309	22-28	.786	5	24	29	1.5	38	0	31	20	1	14	135	6.8
35	Hall, Donta	20-13	365	18.3	48-71	.676	0-0	.000	22-40	.550	38	72	110	5.5	49	2	10	14	31	12	118	5.9
22	Davis, Ar'Mond	18-0	232	12.9	35-109	.321	19-65	.292	14-16	.875	4	21	25	1.4	11	0	3	11	0	8	103	5.7
10	Taylor, Jimmie	20-7	373	18.7	45-75	.600	0-0	.000	19-38	.500	27	49	76	3.8	46	1	13	26	33	12	109	5.5
11	Hale, Shannon	18-1	220	12.2	24-72	.333	8-38	.211	25-36	.694	5	19	24	1.3	22	1	6	19	6	5	81	4.5
00	King, Nick	7-2	89	12.7	8-25	.320	3-13	.231	4-6	.667	3	17	20	2.9	3	0	3	7	2	5	23	3.3
21	Olaniyan, Bola	19-8	260	13.7	19-39	.487	0-0	.000	16-26	.615	45	58	103	5.4	42	1	10	27	1	16	54	2.8
02	Schaffer, Lawson	8-0	11	1.4	2-4	.500	2-3	.667	0-0	.000	1	0	1	0.1	1	0	1	0	0	2	6	0.8
23	Austin, Brandon	5-0	38	7.6	1-15	.067	0-6	.000	1-3	.333	1	2	3	0.6	3	0	1	0	1	1	3	0.6
33	Fuller, Landon	3-0	5	1.7	0-0	.000	0-0	.000	0-0	.000	0	0	0	0.0	0	0	0	0	0	0	0	0.0
Team											31	35	66		1		10					
Total.....		20	4000		472-1113	.424	138-421	.328	299-463	.646	247	529	776	38.8	380	6	235	274	97	136	1381	69.1
Opponents.....		20	4000		430-1059	.406	132-373	.354	272-403	.675	180	477	657	32.8	401	8	200	299	57	122	1264	63.2

TEAM STATISTICS	UA	OPP
SCORING	1381	1264
Points per game	69.1	63.2
Scoring margin	+5.9	-
FIELD GOALS-ATT	472-1113	430-1059
Field goal pct	.424	.406
3 POINT FG-ATT	138-421	132-373
3-point FG pct	.328	.354
3-pt FG made per game	6.9	6.6
FREE THROWS-ATT	299-463	272-403
Free throw pct	.646	.675
F-Throws made per game	15.0	13.6
REBOUNDS	776	657
Rebounds per game	38.8	32.8
Rebounding margin	+6.0	-
ASSISTS	235	200
Assists per game	11.8	10.0
TURNOVERS	274	299
Turnovers per game	13.7	15.0
Turnover margin	+1.3	-
Assist/turnover ratio	0.9	0.7
STEALS	136	122
Steals per game	6.8	6.1
BLOCKS	97	57
Blocks per game	4.9	2.9
ATTENDANCE	130460	59522
Home games-Avg/Game	11-11860	6-8474
Neutral site-Avg/Game	-	3-2893

Date	Opponent		Score	Att.
11/11/16	COASTAL CAROLINA	w	70-53	14579
11/15/16	DAYTON	L	72-77	10834
11/18/16	BALL STATE	w	77-59	11665
% 11/21/16	vs Valparaiso	L	60-68	2107
% 11/23/16	vs Saint Louis	w	62-57	0
11/29/16	CHARLESTON SOUTHERN	w	76-46	11425
12/02/16	at Texas	L	68-77	10268
12/11/16	at Oregon	L	56-65	8922
12/15/16	USC UPSTATE	w	78-61	9773
# 12/18/16	CLEMSON	L	54-67	11147
^ 12/21/16	vs Arkansas State	w	67-52	6572
12/29/16	STETSON	w	83-60	11128
* 1/3/17	at Mississippi State	w	68-58	7452
* 1/7/17	VANDERBILT	w	59-56	11256
* 1/10/17	FLORIDA	L	67-80	12923
* 1/14/17	at LSU	w	81-66	8419
* 1/18/17	MISSOURI	w	68-56	10347
* 1/21/17	at Auburn	L	64-84	9121
* 1/25/17	at Georgia	w	80-60	6661
* 1/28/17	MISSISSIPPI STATE	w	71-62	15383

% = Men Who Speak Out Main Event (Las Vegas)

# = Vulcan Classic (Birmingham, Ala.)

^ = Rocket City Classic (Huntsville, Ala.)

\* = Conference game

Score by Periods	1st	2nd	Totals
Alabama	637	744	1381
Opponents	564	700	1264



## 2016-17 SEC STATS

**2016-17 Alabama Basketball**  
**Alabama Combined Team Statistics (as of Jan 28, 2017)**  
**Conference games**

<b>RECORD:</b>	<b>OVERALL</b>	<b>HOME</b>	<b>AWAY</b>	<b>NEUTRAL</b>
ALL GAMES	6-2	3-1	3-1	0-0
CONFERENCE	6-2	3-1	3-1	0-0
NON-CONFERENCE	0-0	0-0	0-0	0-0

#	Player	gp-gs	min	avg	Total		3-Point		F-Throw		Rebounds				pf	dq	a	to	blk	stl	pts	avg
					fg-fga	fg%	3fg-fga	3fg%	ft-fa	ft%	off	def	tot	avg								
25	Key, Braxton	8-8	244	30.5	35-86	.407	12-30	.400	39-56	.696	19	41	60	7.5	22	1	15	27	3	7	121	15.1
01	Norris, Riley	8-8	246	30.8	28-68	.412	13-36	.361	16-23	.696	7	15	22	2.8	20	0	3	9	1	5	85	10.6
12	Ingram, Dazon	8-8	223	27.9	18-48	.375	4-10	.400	39-60	.650	8	30	38	4.8	18	0	31	24	4	7	79	9.9
03	Collins, Corban	8-2	161	20.1	17-52	.327	14-38	.368	7-15	.467	0	17	17	2.1	15	0	9	3	0	5	55	6.9
10	Taylor, Jimmie	8-0	176	22.0	22-36	.611	0-0	.000	10-18	.556	16	23	39	4.9	21	1	6	13	13	5	54	6.8
05	Johnson Jr, Avery	8-4	163	20.4	18-61	.295	6-24	.250	9-10	.900	2	9	11	1.4	14	0	8	8	0	5	51	6.4
35	Hall, Donta	8-8	140	17.5	19-27	.704	0-0	.000	7-12	.583	14	26	40	5.0	23	2	3	6	10	5	45	5.6
22	Davis, Ar'Mond	6-0	65	10.8	11-28	.393	6-16	.375	4-6	.667	2	2	4	0.7	5	0	0	2	0	2	32	5.3
21	Olaniyan, Bola	8-2	138	17.3	11-25	.440	0-0	.000	9-15	.600	27	29	56	7.0	22	0	7	15	0	9	31	3.9
11	Hale, Shannon	6-0	43	7.2	1-9	.111	0-6	.000	3-6	.500	1	5	6	1.0	2	0	4	1	1	0	5	0.8
02	Schaffer, Lawson	2-0	1	0.5	0-0	.000	0-0	.000	0-0	.000	1	0	1	0.5	1	0	0	0	0	0	0	0.0
Team											13	14	27					5				
Total.....		8	1600		180-440	.409	55-160	.344	143-221	.647	110	211	321	40.1	163	4	86	113	32	50	558	69.8
Opponents.....		8	1600		172-416	.413	49-139	.353	129-185	.697	67	193	260	32.5	176	5	88	115	29	58	522	65.2

TEAM STATISTICS	UA	OPP	Date	Opponent	Score	Att.
SCORING	558	522	* 1/3/17	at Mississippi State	w 68-58	7452
Points per game	69.8	65.2	* 1/7/17	VANDERBILT	w 59-56	11256
Scoring margin	+4.5	-	* 1/10/17	FLORIDA	L 67-80	12923
FIELD GOALS-ATT	180-440	172-416	* 1/14/17	at LSU	w 81-66	8419
Field goal pct	.409	.413	* 1/18/17	MISSOURI	w 68-56	10347
3 POINT FG-ATT	55-160	49-139	* 1/21/17	at Auburn	L 64-84	9121
3-point FG pct	.344	.353	* 1/25/17	at Georgia	w 80-60	6661
3-pt FG made per game	6.9	6.1	* 1/28/17	MISSISSIPPI STATE	w 71-62	15383
FREE THROWS-ATT	143-221	129-185	% = Men Who Speak Out Main Event (Las Vegas)			
Free throw pct	.647	.697	# = Vulcan Classic (Birmingham, Ala.)			
F-Throws made per game	17.9	16.1	^ = Rocket City Classic (Huntsville, Ala.)			
REBOUNDS	321	260	* = Conference game			
Rebounds per game	40.1	32.5				
Rebounding margin	+7.6	-				
ASSISTS	86	88				
Assists per game	10.8	11.0				
TURNOVERS	113	115				
Turnovers per game	14.1	14.4				
Turnover margin	+0.3	-				
Assist/turnover ratio	0.8	0.8				
STEALS	50	58				
Steals per game	6.3	7.3				
BLOCKS	32	29				
Blocks per game	4.0	3.6				
ATTENDANCE	49909	31653				
Home games-Avg/Game	4-12477	4-7913				
Neutral site-Avg/Game	-	0-0				

Score by Periods	1st	2nd	Totals
Alabama	252	306	558
Opponents	226	296	522

## 2016-17 SEASON/CAREER STATS

**2016-17 Alabama Basketball**  
**Alabama Season/Career Statistics (as of Jan 28, 2017)**  
**All games**

## SEASON STATISTICS

## CAREER STATISTICS

SUMMARY	gp-gs	min/g	fg%	3fg%	ft%	r/g	a/g	stl	blk	pts/g	gp-gs	min/g	fg%	3fg%	ft%	r/g	a/g	stl	blk	pts/g
Key, Braxton	20-16	27.8	.445	.373	.624	6.0	2.0	14	13	11.9	20-16	27.8	.445	.373	.624	6.0	2.0	14	13	11.9
Ingram, Dazon	20-20	26.8	.483	.423	.648	4.7	3.8	21	7	9.8	27-27	26.5	.497	.429	.638	5.0	3.7	29	10	9.2
Norris, Riley	20-15	26.5	.405	.338	.738	3.6	0.8	16	2	8.9	87-42	25.0	.383	.354	.662	4.5	0.7	63	17	6.7
Collins, Corban	18-12	22.7	.367	.382	.629	1.9	1.4	10	0	7.7	18-12	22.7	.367	.382	.629	1.9	1.4	10	0	7.7
Johnson Jr, Avery	20-6	18.9	.356	.309	.786	1.5	1.6	14	1	6.8	20-6	18.9	.356	.309	.786	1.5	1.6	14	1	6.8
Hall, Donta	20-13	18.3	.676	.000	.550	5.5	0.5	12	31	5.9	53-13	14.8	.644	.000	.488	4.8	0.3	27	87	4.0
Davis, Ar'Mond	18-0	12.9	.321	.292	.875	1.4	0.2	8	0	5.7	18-0	12.9	.321	.292	.875	1.4	0.2	8	0	5.7
Taylor, Jimmie	20-7	18.7	.600	.000	.500	3.8	0.7	12	33	5.5	119-92	20.3	.594	.000	.436	4.2	0.4	43	191	4.8
Hale, Shannon	18-1	12.2	.333	.211	.694	1.3	0.3	5	6	4.5	105-48	20.5	.396	.315	.690	2.9	0.8	56	38	8.4
King, Nick	7-2	12.7	.320	.231	.667	2.9	0.4	5	2	3.3	7-2	12.7	.320	.231	.667	2.9	0.4	5	2	3.3
Olaniyan, Bola	19-8	13.7	.487	.000	.615	5.4	0.5	16	1	2.8	19-8	13.7	.487	.000	.615	5.4	0.5	16	1	2.8
Schaffer, Lawson	8-0	1.4	.500	.667	.000	0.1	0.1	2	0	0.8	24-0	1.8	.286	.333	.500	0.1	0.1	3	0	0.6
Austin, Brandon	5-0	7.6	.067	.000	.333	0.6	0.2	1	1	0.6	35-0	8.7	.257	.174	.429	0.9	0.1	4	5	1.4
Fuller, Landon	3-0	1.7	.000	.000	.000	0.0	0.0	0	0	0.0	3-0	1.7	.000	.000	.000	0.0	0.0	0	0	0.0

SCORING	fg-fga	fg%	3fg-fga	3fg%	ft-fta	ft%	pts	pts/g	fg-fga	fg%	3fg-fga	3fg%	ft-fta	ft%	pts	pts/g
Key, Braxton	81-182	.445	22-59	.373	53-85	.624	237	11.9	81-182	.445	22-59	.373	53-85	.624	237	11.9
Ingram, Dazon	57-118	.483	11-26	.423	70-108	.648	195	9.8	77-155	.497	12-28	.429	83-130	.638	249	9.2
Norris, Riley	60-148	.405	27-80	.338	31-42	.738	178	8.9	192-501	.383	97-274	.354	104-157	.662	585	6.7
Collins, Corban	44-120	.367	29-76	.382	22-35	.629	139	7.7	44-120	.367	29-76	.382	22-35	.629	139	7.7
Johnson Jr, Avery	48-135	.356	17-55	.309	22-28	.786	135	6.8	48-135	.356	17-55	.309	22-28	.786	135	6.8
Hall, Donta	48-71	.676	0-0	.000	22-40	.550	118	5.9	85-132	.644	0-0	.000	41-84	.488	211	4.0
Davis, Ar'Mond	35-109	.321	19-65	.292	14-16	.875	103	5.7	35-109	.321	19-65	.292	14-16	.875	103	5.7
Taylor, Jimmie	45-75	.600	0-0	.000	19-38	.500	109	5.5	222-374	.594	0-0	.000	122-280	.436	566	4.8
Hale, Shannon	24-72	.333	8-38	.211	25-36	.694	81	4.5	282-712	.396	108-343	.315	214-310	.690	886	8.4
King, Nick	8-25	.320	3-13	.231	4-6	.667	23	3.3	8-25	.320	3-13	.231	4-6	.667	23	3.3
Olaniyan, Bola	19-39	.487	0-0	.000	16-26	.615	54	2.8	19-39	.487	0-0	.000	16-26	.615	54	2.8
Schaffer, Lawson	2-4	.500	2-3	.667	0-0	.000	6	0.8	4-14	.286	4-12	.333	2-4	.500	14	0.6
Austin, Brandon	1-15	.067	0-6	.000	1-3	.333	3	0.6	19-74	.257	8-46	.174	3-7	.429	49	1.4
Fuller, Landon	0-0	.000	0-0	.000	0-0	.000	0	0.0	0-0	.000	0-0	.000	0-0	.000	0	0.0

TOTALS	o-reb	d-reb	t-reb	pf	fo	ast	to	a/to	o-reb	d-reb	t-reb	pf	fo	ast	to	a/to
Key, Braxton	37	83	120	48	1	40	56	0.7	37	83	120	48	1	40	56	0.7
Ingram, Dazon	18	75	93	45	0	76	50	1.5	24	110	134	69	2	99	74	1.3
Norris, Riley	29	43	72	42	0	16	19	0.8	123	267	390	185	1	61	89	0.7
Collins, Corban	3	31	34	29	0	25	15	1.7	3	31	34	29	0	25	15	1.7
Johnson Jr, Avery	5	24	29	38	0	31	20	1.6	5	24	29	38	0	31	20	1.6
Hall, Donta	38	72	110	49	2	10	14	0.7	84	168	252	132	7	17	30	0.6
Davis, Ar'Mond	4	21	25	11	0	3	11	0.3	4	21	25	11	0	3	11	0.3
Taylor, Jimmie	27	49	76	46	1	13	26	0.5	175	328	503	298	11	48	122	0.4
Hale, Shannon	5	19	24	22	1	6	19	0.3	86	218	304	202	4	84	184	0.5
King, Nick	3	17	20	3	0	3	7	0.4	3	17	20	3	0	3	7	0.4
Olaniyan, Bola	45	58	103	42	1	10	27	0.4	45	58	103	42	1	10	27	0.4
Schaffer, Lawson	1	0	1	1	0	1	0	0.0	3	0	3	4	0	3	1	3.0
Austin, Brandon	1	2	3	3	0	1	0	0.0	8	22	30	20	0	3	6	0.5
Fuller, Landon	0	0	0	0	0	0	0	0.0	0	0	0	0	0	0	0	0.0

**2016-17 TEAM STATS**

**2016-17 Alabama Basketball**  
**Alabama Overall Team Statistics (as of Jan 28, 2017)**  
**All games**

<b>TEAM STATISTICS</b>	<b>UA</b>	<b>OPP</b>
SCORING	1381	1264
Points per game	69.1	63.2
Scoring margin	+5.9	-
FIELD GOALS-ATT	472-1113	430-1059
Field goal pct	.424	.406
3 POINT FG-ATT	138-421	132-373
3-point FG pct	.328	.354
3-pt FG made per game	6.9	6.6
FREE THROWS-ATT	299-463	272-403
Free throw pct	.646	.675
F-Throws made per game	15.0	13.6
REBOUNDS	776	657
Rebounds per game	38.8	32.8
Rebounding margin	+6.0	-
ASSISTS	235	200
Assists per game	11.8	10.0
TURNOVERS	274	299
Turnovers per game	13.7	15.0
Turnover margin	+1.3	-
Assist/turnover ratio	0.9	0.7
STEALS	136	122
Steals per game	6.8	6.1
BLOCKS	97	57
Blocks per game	4.9	2.9
WINNING STREAK	2	-
Home win streak	2	-
ATTENDANCE	130460	59522
Home games-Avg/Game	11-11860	6-8474
Neutral site-Avg/Game	-	3-2893

<b>Score by Periods</b>	<b>1st</b>	<b>2nd</b>	<b>Totals</b>
Alabama	637	744	1381
Opponents	564	700	1264



## 2016-17 POINTS-REBOUNDS-ASSISTS

**2016-17 Alabama Basketball**  
**Alabama Points-Rebounds-Assists (as of Jan 28, 2017)**  
**All games**

Opponent	Date	Score	00 KING,NICK	01 NORRIS,RIL	02 SCHAFFER,L	03 COLLINS,CO	05 JOHNSON JR	10 TAYLOR,JIM	11 HALE,SHANN
COASTAL CAROLINA	11/11/16	70-53	w	0-1-0	14-5-0	0-0-0	15-3-3	0-1-0	5-7-2
DAYTON	11/15/16	72-77	L	0-1-1	8-5-1	DNP	15-2-1	2-1-0	8-1-0
BALL STATE	11/18/16	77-59	w	2-3-1	4-3-1	0-0-0	2-0-0	13-5-6	2-5-1
vs Valparaiso	11/21/16	60-68	L	7-5-0	10-5-1	DNP	10-2-4	2-0-1	6-2-0
vs Saint Louis	11/23/16	62-57	w	9-4-0	3-1-1	DNP	8-1-3	3-1-0	2-0-1
CHARLESTON SOUTHERN	11/29/16	76-46	w	2-5-1	8-2-2	3-0-0	3-1-1	11-2-3	2-3-0
at Texas	12/02/16	68-77	L	3-1-0	9-3-2	DNP	9-0-2	10-1-0	2-2-0
at Oregon	12/11/16	56-65	L	DNP	0-7-2	DNP	7-3-1	4-0-0	5-3-0
USC UPSTATE	12/15/16	78-61	w	DNP	9-4-0	0-0-0	10-1-1	6-0-1	4-5-1
CLEMSON	12/18/16	54-67	L	DNP	2-3-1	DNP	5-4-0	17-1-2	3-2-0
vs Arkansas State	12/21/16	67-52	w	DNP	8-9-0	0-0-1	DNP	6-4-4	12-3-1
STETSON	12/29/16	83-60	w	DNP	18-3-2	3-0-0	DNP	10-2-6	4-4-1
at Mississippi State	1/3/17	68-58	w	DNP	11-2-1	DNP	2-2-2	13-5-0	9-3-0
VANDERBILT	1/7/17	59-56	w	DNP	0-2-0	DNP	4-4-1	6-0-0	10-8-3
FLORIDA	1/10/17	67-80	L	DNP	3-2-0	DNP	3-3-0	3-2-3	2-4-0
at LSU	1/14/17	81-66	w	DNP	20-5-0	DNP	24-3-2	2-0-1	5-3-0
MISSOURI	1/18/17	68-56	w	DNP	13-4-1	DNP	2-3-1	13-1-1	6-9-0
at Auburn	1/21/17	64-84	L	DNP	10-2-0	0-0-0	0-2-1	8-2-1	7-4-1
at Georgia	1/25/17	80-60	w	DNP	15-3-0	0-1-0	15-0-1	4-0-2	10-3-1
MISSISSIPPI STATE	1/28/17	71-62	w	DNP	13-2-1	DNP	5-0-1	2-1-0	5-5-1

Opponent	Date	Score	12 INGRAM,DAZ	21 OLANIYAN,B	22 DAVIS,AR'M	23 AUSTIN,BRA	25 KEY,BRAXTO	33 FULLER,LAN	35 HALL,DONTA
COASTAL CAROLINA	11/11/16	70-53	w	11-4-5	6-4-0	3-3-0	DNP	6-4-3	DNP
DAYTON	11/15/16	72-77	L	14-3-7	0-3-0	7-2-0	DNP	15-6-1	DNP
BALL STATE	11/18/16	77-59	w	8-5-2	2-4-0	17-2-0	0-0-0	5-1-0	0-0-0
vs Valparaiso	11/21/16	60-68	L	8-3-5	0-0-0	0-1-0	DNP	8-2-2	DNP
vs Saint Louis	11/23/16	62-57	w	10-5-2	DNP	4-1-1	DNP	16-2-1	DNP
CHARLESTON SOUTHERN	11/29/16	76-46	w	9-2-4	0-5-0	10-3-0	1-0-1	14-6-3	0-0-0
at Texas	12/02/16	68-77	L	12-6-6	0-0-0	0-0-0	DNP	9-7-1	DNP
at Oregon	12/11/16	56-65	L	8-3-1	2-3-0	10-1-0	DNP	6-4-2	DNP
USC UPSTATE	12/15/16	78-61	w	7-3-4	4-10-1	8-1-1	0-0-0	10-9-5	DNP
CLEMSON	12/18/16	54-67	L	3-6-2	4-1-0	2-2-0	2-2-0	6-3-1	DNP
vs Arkansas State	12/21/16	67-52	w	10-5-3	3-4-1	3-3-1	DNP	11-7-2	0-0-0
STETSON	12/29/16	83-60	w	16-10-4	2-13-1	7-2-0	0-1-0	10-9-4	DNP
at Mississippi State	1/3/17	68-58	w	13-9-4	3-6-1	DNP	DNP	9-6-1	DNP
VANDERBILT	1/7/17	59-56	w	10-10-5	7-8-0	12-0-0	DNP	7-11-1	DNP
FLORIDA	1/10/17	67-80	L	8-2-2	2-6-1	10-0-0	DNP	24-5-1	DNP
at LSU	1/14/17	81-66	w	6-5-7	2-6-2	2-2-0	DNP	7-9-3	DNP
MISSOURI	1/18/17	68-56	w	12-4-3	2-2-0	6-2-0	DNP	11-7-3	DNP
at Auburn	1/21/17	64-84	L	7-4-3	7-11-3	2-0-0	DNP	18-4-3	DNP
at Georgia	1/25/17	80-60	w	8-3-1	2-6-0	0-0-0	DNP	26-9-2	DNP
MISSISSIPPI STATE	1/28/17	71-62	w	15-1-6	6-11-0	DNP	DNP	19-9-1	DNP

## 2016-17 COMPARISON STATS

## 2016-17 Alabama Basketball

Alabama Team Game-by-Game Comparison (as of Jan 28, 2017)

## All games

Opponent	1st	2nd	Score	Mar	Total FG	FG Pct	3-Pointers	3FG Pct	Free Throws	FT Pct	Rebounds	Assist	T/Over	Block	Steal	Fouls
COASTAL CAROLINA	27/33	43/20	70-53	+17	21-48/17-62	.438/.274	10-26/9-23	.385/.391	18-26/10-16	.692/.625	39/43 (4)	13/7	11/13	8/2	8/2	19/22
DAYTON	36/31	36/46	72-77	(5)	23-59/24-44	.390/.545	6-23/9-18	.261/.500	20-30/20-33	.667/.606	40/28 +12	11/11	11/11	3/1	4/5	25/23
BALL STATE	36/26	41/33	77-59	+18	26-61/23-54	.426/.426	12-23/4-17	.522/.235	13-22/9-12	.591/.750	36/36 -	12/5	11/21	5/4	14/7	12/14
Valparaiso	31/34	29/34	60-68	(8)	23-56/23-49	.411/.469	6-21/7-18	.286/.389	8-13/15-21	.615/.714	35/32 +3	13/8	14/17	5/1	4/5	21/19
Saint Louis	29/30	33/27	62-57	+5	20-47/19-44	.426/.432	7-21/6-15	.333/.400	15-19/13-18	.789/.722	27/32 (5)	11/11	14/19	5/2	8/5	18/20
CHARLESTON SOUTHERN	40/15	36/31	76-46	+30	26-57/17-50	.456/.340	9-25/5-18	.360/.278	15-25/7-13	.600/.538	41/32 +9	15/8	13/22	6/2	11/5	15/24
Texas	38/26	30/51	68-77	(9)	24-53/25-53	.453/.472	10-26/5-14	.385/.357	10-18/22-30	.556/.733	27/35 (8)	12/10	12/12	6/2	3/2	24/18
Oregon	23/31	33/34	56-65	(9)	24-58/23-52	.414/.442	2-19/8-20	.105/.400	6-9/11-14	.667/.786	33/27 +6	8/18	18/13	4/8	7/9	18/13
USC UPSTATE	39/26	39/35	78-61	+17	31-58/21-61	.534/.344	6-20/10-33	.300/.303	10-18/9-16	.556/.563	44/33 +11	16/9	10/13	4/1	3/3	16/17
CLEMSON	19/31	35/36	54-67	(13)	16-50/24-55	.320/.436	3-20/9-22	.150/.409	19-25/10-14	.760/.714	37/32 +5	7/10	16/11	3/1	9/7	15/19
Arkansas State	31/26	36/26	67-52	+15	25-57/20-59	.439/.339	4-13/4-16	.308/.250	13-22/8-19	.591/.421	43/40 +3	13/7	14/16	9/2	6/9	17/22
STETSON	36/29	47/31	83-60	+23	33-69/22-60	.478/.367	8-24/7-20	.333/.350	9-15/9-12	.600/.750	53/27 +26	18/8	17/16	7/2	9/5	17/14
Mississippi State	32/20	36/38	68-58	+10	24-54/19-52	.444/.365	3-13/4-21	.231/.190	17-22/16-20	.773/.800	43/26 +17	9/11	17/13	3/4	3/7	20/22
VANDERBILT	30/30	29/26	59-56	+3	20-63/20-56	.317/.357	7-25/10-26	.280/.385	12-18/6-9	.667/.667	50/35 +15	13/10	11/12	5/5	6/5	13/17
FLORIDA	31/38	36/42	67-80	(13)	23-50/25-53	.460/.472	5-13/6-17	.385/.353	16-32/24-32	.500/.750	37/30 +7	8/11	18/12	4/4	5/9	24/22
LSU	28/33	53/33	81-66	+15	25-63/23-54	.397/.426	10-28/5-16	.357/.313	21-32/15-21	.656/.714	41/37 +4	15/15	10/18	3/5	9/7	20/22
MISSOURI	26/19	42/37	68-56	+12	23-53/17-42	.434/.405	9-27/7-14	.333/.500	13-28/15-23	.464/.652	39/31 +8	9/10	12/19	2/2	7/8	21/26
Auburn	30/30	34/54	64-84	(20)	24-58/24-48	.414/.500	6-21/8-13	.286/.615	10-19/28-42	.526/.667	34/34 -	13/10	16/13	3/2	6/10	26/16
Georgia	41/27	39/33	80-60	+20	24-47/21-55	.511/.382	9-15/4-16	.600/.250	23-34/14-19	.676/.737	40/27 +13	8/10	16/10	5/5	3/7	21/27
MISSISSIPPI STATE	34/29	37/33	71-62	+9	17-52/23-56	.327/.411	6-18/5-16	.333/.313	31-36/11-19	.861/.579	37/40 (3)	11/11	13/18	7/2	11/5	18/24

Note: Game totals are displayed in the format TEAM/OPPONENT for each category

## 2016-17 TEAM GAME-BY-GAME

**2016-17 Alabama Basketball**  
**Alabama Team Game-by-Game (as of Jan 28, 2017)**  
**All games**

## TEAM STATISTICS

Opponent	Date	Score		Total		3-Pointers		Free throws		Rebounds				pf	a	t/o	blk	stl	pts	avg
				fg-fga	pct	3fg-fga	pct	ft-fa	pct	off	def	tot	avg							
COASTAL CAROLINA	11/11/16	70-53	W	21-48	.438	10-26	.385	18-26	.692	7	32	39	39.0	19	13	11	8	8	70	70.0
DAYTON	11/15/16	72-77	L	23-59	.390	6-23	.261	20-30	.667	18	22	40	39.5	25	11	11	3	4	72	71.0
BALL STATE	11/18/16	77-59	W	26-61	.426	12-23	.522	13-22	.591	13	23	36	38.3	12	12	11	5	14	77	73.0
vs Valparaiso	11/21/16	60-68	L	23-56	.411	6-21	.286	8-13	.615	13	22	35	37.5	21	13	14	5	4	60	69.8
vs Saint Louis	11/23/16	62-57	W	20-47	.426	7-21	.333	15-19	.789	5	22	27	35.4	18	11	14	5	8	62	68.2
CHARLESTON SOUTHER	11/29/16	76-46	W	26-57	.456	9-25	.360	15-25	.600	8	33	41	36.3	15	15	13	6	11	76	69.5
at Texas	12/02/16	68-77	L	24-53	.453	10-26	.385	10-18	.556	7	20	27	35.0	24	12	12	6	3	68	69.3
at Oregon	12/11/16	56-65	L	24-58	.414	2-19	.105	6-9	.667	11	22	33	34.8	18	8	18	4	7	56	67.6
USC UPSTATE	12/15/16	78-61	W	31-58	.534	6-20	.300	10-18	.556	11	33	44	35.8	16	16	10	4	3	78	68.8
CLEMSON	12/18/16	54-67	L	16-50	.320	3-20	.150	19-25	.760	10	27	37	35.9	15	7	16	3	9	54	67.3
vs Arkansas State	12/21/16	67-52	W	25-57	.439	4-13	.308	13-22	.591	13	30	43	36.5	17	13	14	9	6	67	67.3
STETSON	12/29/16	83-60	W	33-69	.478	8-24	.333	9-15	.600	21	32	53	37.9	17	18	17	7	9	83	68.6
at Mississippi State	1/3/17	68-58	W	24-54	.444	3-13	.231	17-22	.773	12	31	43	38.3	20	9	17	3	3	68	68.5
VANDERBILT	1/7/17	59-56	W	20-63	.317	7-25	.280	12-18	.667	20	30	50	39.1	13	13	11	5	6	59	67.9
FLORIDA	1/10/17	67-80	L	23-50	.460	5-13	.385	16-32	.500	10	27	37	39.0	24	8	18	4	5	67	67.8
at LSU	1/14/17	81-66	W	25-63	.397	10-28	.357	21-32	.656	15	26	41	39.1	20	15	10	3	9	81	68.6
MISSOURI	1/18/17	68-56	W	23-53	.434	9-27	.333	13-28	.464	14	25	39	39.1	21	9	12	2	7	68	68.6
at Auburn	1/21/17	64-84	L	24-58	.414	6-21	.286	10-19	.526	15	19	34	38.8	26	13	16	3	6	64	68.3
at Georgia	1/25/17	80-60	W	24-47	.511	9-15	.600	23-34	.676	12	28	40	38.9	21	8	16	5	3	80	68.9
MISSISSIPPI STATE	1/28/17	71-62	W	17-52	.327	6-18	.333	31-36	.861	12	25	37	38.8	18	11	13	7	11	71	69.1
Alabama		1381		472-1113	.424	138-421	.328	299-463	.646	247	529	776	38.8	380	235	274	97	136	1381	69.1
Opponents		1264		430-1059	.406	132-373	.354	272-403	.675	180	477	657	32.8	401	200	299	57	122	1264	63.2

Games played: 20

Points/game: 69.1

FG Pct: 42.4

3FG Pct: 32.8

FT Pct: 64.6

Rebounds/game: 38.8

Assists/game: 11.8

Turnovers/game: 13.7

Assist/turnover ratio: 0.9

Steals/game: 6.8

Blocks/game: 4.9



## 2016-17 OPPONENT GAME-BY-GAME

**2016-17 Alabama Basketball**  
**Alabama Opponent Game-by-Game (as of Jan 28, 2017)**  
**All games**

## OPPONENT STATISTICS

Opponent	Date	Score		Total		3-Pointers		Free throws		Rebounds				pf	a	t/o	blk	stl	pts	avg
				fg-fga	pct	3fg-fga	pct	ft-fa	pct	off	def	tot	avg							
COASTAL CAROLINA	11/11/16	70-53	W	17-62	.274	9-23	.391	10-16	.625	17	26	43	43.0	22	7	13	2	2	53	53.0
DAYTON	11/15/16	72-77	L	24-44	.545	9-18	.500	20-33	.606	5	23	28	35.5	23	11	11	1	5	77	65.0
BALL STATE	11/18/16	77-59	W	23-54	.426	4-17	.235	9-12	.750	10	26	36	35.7	14	5	21	4	7	59	63.0
vs Valparaiso	11/21/16	60-68	L	23-49	.469	7-18	.389	15-21	.714	8	24	32	34.8	19	8	17	1	5	68	64.2
vs Saint Louis	11/23/16	62-57	W	19-44	.432	6-15	.400	13-18	.722	7	25	32	34.2	20	11	19	2	5	57	62.8
CHARLESTON SOUTHER	11/29/16	76-46	W	17-50	.340	5-18	.278	7-13	.538	4	28	32	33.8	24	8	22	2	5	46	60.0
at Texas	12/02/16	68-77	L	25-53	.472	5-14	.357	22-30	.733	12	23	35	34.0	18	10	12	2	2	77	62.4
at Oregon	12/11/16	56-65	L	23-52	.442	8-20	.400	11-14	.786	6	21	27	33.1	13	18	13	8	9	65	62.8
USC UPSTATE	12/15/16	78-61	W	21-61	.344	10-33	.303	9-16	.563	13	20	33	33.1	17	9	13	1	3	61	62.6
CLEMSON	12/18/16	54-67	L	24-55	.436	9-22	.409	10-14	.714	5	27	32	33.0	19	10	11	1	7	67	63.0
vs Arkansas State	12/21/16	67-52	W	20-59	.339	4-16	.250	8-19	.421	17	23	40	33.6	22	7	16	2	9	52	62.0
STETSON	12/29/16	83-60	W	22-60	.367	7-20	.350	9-12	.750	9	18	27	33.1	14	8	16	2	5	60	61.8
at Mississippi State	1/3/17	68-58	W	19-52	.365	4-21	.190	16-20	.800	5	21	26	32.5	22	11	13	4	7	58	61.5
VANDERBILT	1/7/17	59-56	W	20-56	.357	10-26	.385	6-9	.667	8	27	35	32.7	17	10	12	5	5	56	61.1
FLORIDA	1/10/17	67-80	L	25-53	.472	6-17	.353	24-32	.750	6	24	30	32.5	22	11	12	4	9	80	62.4
at LSU	1/14/17	81-66	W	23-54	.426	5-16	.313	15-21	.714	9	28	37	32.8	22	15	18	5	7	66	62.6
MISSOURI	1/18/17	68-56	W	17-42	.405	7-14	.500	15-23	.652	5	26	31	32.7	26	10	19	2	8	56	62.2
at Auburn	1/21/17	64-84	L	24-48	.500	8-13	.615	28-42	.667	10	24	34	32.8	16	10	13	2	10	84	63.4
at Georgia	1/25/17	80-60	W	21-55	.382	4-16	.250	14-19	.737	10	17	27	32.5	27	10	10	5	7	60	63.3
MISSISSIPPI STATE	1/28/17	71-62	W	23-56	.411	5-16	.313	11-19	.579	14	26	40	32.8	24	11	18	2	5	62	63.2
Opponents		1264		430-1059	.406	132-373	.354	272-403	.675	180	477	657	32.8	401	200	299	57	122	1264	63.2
Alabama		1381		472-1113	.424	138-421	.328	299-463	.646	247	529	776	38.8	380	235	274	97	136	1381	69.1

Games played: 20  
Points/game: 63.2  
FG Pct: 40.6  
3FG Pct: 35.4  
FT Pct: 67.5

Rebounds/game: 32.8  
Assists/game: 10.0  
Turnovers/game: 15.0  
Assist/turnover ratio: 0.7  
Steals/game: 6.1  
Blocks/game: 2.9

**2016-17 ALABAMA GAME HIGHS**

**2016-17 Alabama Basketball**  
**Alabama Team High/Low Analysis (as of Jan 28, 2017)**  
**All games**

**Alabama - TEAM GAME HIGHS**

POINTS	83	STETSON (12/29/16)
	81	at LSU (1/14/17)
	80	at Georgia (1/25/17)
	78	USC UPSTATE (12/15/16)
	77	BALL STATE (11/18/16)
FIELD GOALS MADE	33	STETSON (12/29/16)
	31	USC UPSTATE (12/15/16)
FIELD GOAL ATTEMPTS	69	STETSON (12/29/16)
	63	at LSU (1/14/17)
	63	VANDERBILT (1/7/17)
FIELD GOAL PERCENTAGE	.534 (31-58)	USC UPSTATE (12/15/16)
	.511 (24-47)	at Georgia (1/25/17)
3 PT FIELD GOALS MADE	12	BALL STATE (11/18/16)
	10	at LSU (1/14/17)
	10	at Texas (12/02/16)
	10	COASTAL CAROLINA (11/11/16)
3 PT FG ATTEMPTS	28	at LSU (1/14/17)
	27	MISSOURI (1/18/17)
3 PT FG PERCENTAGE	.600 (9-15)	at Georgia (1/25/17)
	.522 (12-23)	BALL STATE (11/18/16)
FREE THROWS MADE	31	MISSISSIPPI STATE (1/28/17)
	23	at Georgia (1/25/17)
FREE THROW ATTEMPTS	36	MISSISSIPPI STATE (1/28/17)
	34	at Georgia (1/25/17)
FREE THROW PERCENTAGE	.861 (31-36)	MISSISSIPPI STATE (1/28/17)
	.789 (15-19)	vs Saint Louis (11/23/16)
REBOUNDS	53	STETSON (12/29/16)
	50	VANDERBILT (1/7/17)
ASSISTS	18	STETSON (12/29/16)
	16	USC UPSTATE (12/15/16)
STEALS	14	BALL STATE (11/18/16)
	11	MISSISSIPPI STATE (1/28/17)
	11	CHARLESTON SOUTHERN (11/29/16)
BLOCKED SHOTS	9	vs Arkansas State (12/21/16)
	8	COASTAL CAROLINA (11/11/16)
TURNOVERS	18	FLORIDA (1/10/17)
	18	at Oregon (12/11/16)
FOULS	26	at Auburn (1/21/17)
	25	DAYTON (11/15/16)

## 2016-17 OPPONENT GAME HIGHS

**2016-17 Alabama Basketball**  
**Alabama High/Low Analysis (as of Jan 28, 2017)**  
**All games**

**Opponent - GAME HIGHS**

POINTS	84	at Auburn (1/21/17)
	80	FLORIDA (1/10/17)
	77	at Texas (12/02/16)
	77	DAYTON (11/15/16)
	68	vs Valparaiso (11/21/16)
FIELD GOALS MADE	25	FLORIDA (1/10/17)
	25	at Texas (12/02/16)
FIELD GOAL ATTEMPTS	62	COASTAL CAROLINA (11/11/16)
	61	USC UPSTATE (12/15/16)
FIELD GOAL PERCENTAGE	.545 (24-44)	DAYTON (11/15/16)
	.500 (24-48)	at Auburn (1/21/17)
3 PT FIELD GOALS MADE	10	VANDERBILT (1/7/17)
	10	USC UPSTATE (12/15/16)
3 PT FG ATTEMPTS	33	USC UPSTATE (12/15/16)
	26	VANDERBILT (1/7/17)
3 PT FG PERCENTAGE	.615 (8-13)	at Auburn (1/21/17)
	.500 (9-18)	DAYTON (11/15/16)
	.500 (7-14)	MISSOURI (1/18/17)
FREE THROWS MADE	28	at Auburn (1/21/17)
	24	FLORIDA (1/10/17)
FREE THROW ATTEMPTS	42	at Auburn (1/21/17)
	33	DAYTON (11/15/16)
FREE THROW PERCENTAGE	.800 (16-20)	at Mississippi State (1/3/17)
	.786 (11-14)	at Oregon (12/11/16)
REBOUNDS	43	COASTAL CAROLINA (11/11/16)
	40	MISSISSIPPI STATE (1/28/17)
	40	vs Arkansas State (12/21/16)
ASSISTS	18	at Oregon (12/11/16)
	15	at LSU (1/14/17)
STEALS	10	at Auburn (1/21/17)
	9	FLORIDA (1/10/17)
	9	vs Arkansas State (12/21/16)
	9	at Oregon (12/11/16)
BLOCKED SHOTS	8	at Oregon (12/11/16)
	5	at Georgia (1/25/17)
	5	at LSU (1/14/17)
	5	VANDERBILT (1/7/17)
TURNOVERS	22	CHARLESTON SOUTHERN (11/29/16)
	21	BALL STATE (11/18/16)
FOULS	27	at Georgia (1/25/17)
	26	MISSOURI (1/18/17)





## 2016-17 ALABAMA GAME LOWS

**2016-17 Alabama Basketball**  
**Alabama High/Low Analysis (as of Jan 28, 2017)**  
**All games**

**Alabama - GAME LOWS**

POINTS	54	CLEMSON (12/18/16)
	56	at Oregon (12/11/16)
	59	VANDERBILT (1/7/17)
	60	vs Valparaiso (11/21/16)
	62	vs Saint Louis (11/23/16)
FIELD GOALS MADE	16	CLEMSON (12/18/16)
	17	MISSISSIPPI STATE (1/28/17)
FIELD GOAL ATTEMPTS	47	vs Saint Louis (11/23/16)
	47	at Georgia (1/25/17)
FIELD GOAL PERCENTAGE	.317 (20-63)	VANDERBILT (1/7/17)
	.320 (16-50)	CLEMSON (12/18/16)
3 PT FIELD GOALS MADE	2	at Oregon (12/11/16)
	3	CLEMSON (12/18/16)
	3	at Mississippi State (1/3/17)
3 PT FG ATTEMPTS	13	vs Arkansas State (12/21/16)
	13	at Mississippi State (1/3/17)
	13	FLORIDA (1/10/17)
3 PT FG PERCENTAGE	.105 (2-19)	at Oregon (12/11/16)
	.150 (3-20)	CLEMSON (12/18/16)
FREE THROWS MADE	6	at Oregon (12/11/16)
	8	vs Valparaiso (11/21/16)
FREE THROW ATTEMPTS	9	at Oregon (12/11/16)
	13	vs Valparaiso (11/21/16)
FREE THROW PERCENTAGE	.464 (13-28)	MISSOURI (1/18/17)
	.500 (16-32)	FLORIDA (1/10/17)
REBOUNDS	27	vs Saint Louis (11/23/16)
	27	at Texas (12/02/16)
ASSISTS	7	CLEMSON (12/18/16)
	8	at Oregon (12/11/16)
	8	FLORIDA (1/10/17)
	8	at Georgia (1/25/17)
STEALS	3	at Texas (12/02/16)
	3	USC UPSTATE (12/15/16)
	3	at Mississippi State (1/3/17)
	3	at Georgia (1/25/17)
BLOCKED SHOTS	2	MISSOURI (1/18/17)
	3	DAYTON (11/15/16)
	3	CLEMSON (12/18/16)
	3	at Mississippi State (1/3/17)
	3	at LSU (1/14/17)
	3	at Auburn (1/21/17)
TURNOVERS	10	USC UPSTATE (12/15/16)
	10	at LSU (1/14/17)
FOULS	12	BALL STATE (11/18/16)
	13	VANDERBILT (1/7/17)

## 2016-17 OPPONENT GAME LOWS

**2016-17 Alabama Basketball**  
**Alabama High/Low Analysis (as of Jan 28, 2017)**  
**All games**

**Opponent - GAME LOWS**

POINTS	46	CHARLESTON SOUTHERN (11/29/16)
	52	vs Arkansas State (12/21/16)
	53	COASTAL CAROLINA (11/11/16)
	56	VANDERBILT (1/7/17)
	56	MISSOURI (1/18/17)
FIELD GOALS MADE	17	COASTAL CAROLINA (11/11/16)
	17	CHARLESTON SOUTHERN (11/29/16)
	17	MISSOURI (1/18/17)
FIELD GOAL ATTEMPTS	42	MISSOURI (1/18/17)
	44	DAYTON (11/15/16)
	44	vs Saint Louis (11/23/16)
FIELD GOAL PERCENTAGE	.274 (17-62)	COASTAL CAROLINA (11/11/16)
	.339 (20-59)	vs Arkansas State (12/21/16)
3 PT FIELD GOALS MADE	4	BALL STATE (11/18/16)
	4	vs Arkansas State (12/21/16)
	4	at Mississippi State (1/3/17)
	4	at Georgia (1/25/17)
3 PT FG ATTEMPTS	13	at Auburn (1/21/17)
	14	at Texas (12/02/16)
	14	MISSOURI (1/18/17)
3 PT FG PERCENTAGE	.190 (4-21)	at Mississippi State (1/3/17)
	.235 (4-17)	BALL STATE (11/18/16)
FREE THROWS MADE	6	VANDERBILT (1/7/17)
	7	CHARLESTON SOUTHERN (11/29/16)
FREE THROW ATTEMPTS	9	VANDERBILT (1/7/17)
	12	BALL STATE (11/18/16)
	12	STETSON (12/29/16)
FREE THROW PERCENTAGE	.421 (8-19)	vs Arkansas State (12/21/16)
	.538 (7-13)	CHARLESTON SOUTHERN (11/29/16)
REBOUNDS	26	at Mississippi State (1/3/17)
	27	at Oregon (12/11/16)
	27	STETSON (12/29/16)
	27	at Georgia (1/25/17)
ASSISTS	5	BALL STATE (11/18/16)
	7	COASTAL CAROLINA (11/11/16)
	7	vs Arkansas State (12/21/16)
STEALS	2	COASTAL CAROLINA (11/11/16)
	2	at Texas (12/02/16)
BLOCKED SHOTS	1	DAYTON (11/15/16)
	1	vs Valparaiso (11/21/16)
	1	USC UPSTATE (12/15/16)
	1	CLEMSON (12/18/16)
TURNOVERS	10	at Georgia (1/25/17)
	11	DAYTON (11/15/16)
	11	CLEMSON (12/18/16)
FOULS	13	at Oregon (12/11/16)
	14	BALL STATE (11/18/16)
	14	STETSON (12/29/16)



## 2016-17 ALABAMA INDIVIDUAL GAME HIGHS

**2016-17 Alabama Basketball**  
**Alabama Player High/Low Analysis (as of Jan 28, 2017)**  
**All games**

**Alabama - INDIVIDUAL GAME HIGHS**

Points	26	Key, Braxton at Georgia (1/25/17)
	24	Collins, Corban at LSU (1/14/17)
	24	Key, Braxton vs Florida (1/10/17)
	20	Norris, Riley at LSU (1/14/17)
	19	Key, Braxton vs Mississippi State (1/28/17)
	19	Hale, Shannon vs Ball State (11/18/16)
Field Goals Made	8	Key, Braxton vs Florida (1/10/17)
	7	Key, Braxton at Georgia (1/25/17)
	7	Collins, Corban at LSU (1/14/17)
	7	Norris, Riley vs Stetson (12/29/16)
	7	Hall, Donta at Oregon (12/11/16)
	7	Hale, Shannon vs Ball State (11/18/16)
Field Goal Att.	17	Key, Braxton vs Florida (1/10/17)
	15	Johnson Jr, Avery at Mississippi State (1/3/17)
FG Pct (min 5 made)	1.000 (6-6)	Hall, Donta vs Florida (1/10/17)
	.857 (6-7)	Hall, Donta at LSU (1/14/17)
	.857 (6-7)	Hall, Donta vs USC Upstate (12/15/16)
3-Point FG Made	7	Collins, Corban at LSU (1/14/17)
	5	Davis, Ar'Mond vs Ball State (11/18/16)
3-Point FG Att.	11	Collins, Corban at LSU (1/14/17)
	8	Davis, Ar'Mond vs Stetson (12/29/16)
3-Pt FG Pct (min 2 made)	1.000 (3-3)	Johnson Jr, Avery vs Ball State (11/18/16)
	1.000 (3-3)	Ingram, Dazon vs Coastal Carolina (11/11/16)
Free Throws Made	12	Ingram, Dazon vs Mississippi State (1/28/17)
	10	Key, Braxton vs Mississippi State (1/28/17)
Free Throw Att.	14	Key, Braxton vs Mississippi State (1/28/17)
	13	Key, Braxton at Georgia (1/25/17)
FT Pct (min 3 made)	1.000 (12-12)	Ingram, Dazon vs Mississippi State (1/28/17)
	1.000 (6-6)	Collins, Corban vs Coastal Carolina (11/11/16)
	1.000 (5-5)	Norris, Riley at LSU (1/14/17)
	1.000 (4-4)	Hall, Donta vs Mississippi State (1/28/17)
	1.000 (4-4)	Johnson Jr, Avery vs Missouri (1/18/17)
	1.000 (4-4)	Norris, Riley at Mississippi State (1/3/17)
	1.000 (4-4)	Collins, Corban vs Saint Louis (11/23/16)
	1.000 (4-4)	Ingram, Dazon vs Ball State (11/18/16)
	1.000 (4-4)	Davis, Ar'Mond vs Dayton (11/15/16)
	1.000 (3-3)	Taylor, Jimmie at Mississippi State (1/3/17)
Rebounds	13	Olaniyan, Bola vs Stetson (12/29/16)
	12	Hall, Donta vs Valparaiso (11/21/16)
Assists	7	Ingram, Dazon at LSU (1/14/17)
	7	Ingram, Dazon vs Dayton (11/15/16)
Steals	3	Taylor, Jimmie vs Mississippi State (1/28/17)
	3	Olaniyan, Bola vs Mississippi State (1/28/17)
	3	Ingram, Dazon vs Mississippi State (1/28/17)
	3	Collins, Corban vs Missouri (1/18/17)
	3	Key, Braxton at Mississippi State (1/3/17)
	3	Johnson Jr, Avery vs Clemson (12/18/16)
	3	Olaniyan, Bola vs Charleston Southern (11/29/16)
	3	Johnson Jr, Avery vs Ball State (11/18/16)
	3	Ingram, Dazon vs Ball State (11/18/16)
	3	Norris, Riley vs Ball State (11/18/16)
Blocked Shots	4	Hall, Donta vs Arkansas State (12/21/16)
	4	Hall, Donta at Texas (12/02/16)
Turnovers	7	Ingram, Dazon vs Florida (1/10/17)
	5	Key, Braxton vs Mississippi State (1/28/17)
	5	Key, Braxton at Mississippi State (1/3/17)
	5	Key, Braxton vs Stetson (12/29/16)
	5	Collins, Corban vs Clemson (12/18/16)
	5	Key, Braxton at Oregon (12/11/16)
	5	Hale, Shannon vs Charleston Southern (11/29/16)
	5	Ingram, Dazon vs Saint Louis (11/23/16)
Fouls	5	Taylor, Jimmie at Georgia (1/25/17)
	5	Hall, Donta vs Missouri (1/18/17)





## 2016-17 OPPONENT INDIVIDUAL GAME HIGHS

## 2016-17 Alabama Basketball

Alabama Opponent High/Low Analysis (as of Jan 28, 2017)

## All games


## OPPONENT INDIVIDUAL GAME HIGHS

Points	24	PETERS, Alec vs Valparaiso (11/21/16)
	20	Maten, Yante at Georgia (1/25/17)
	20	SMITH, Scoochie vs Dayton (11/15/16)
	19	Wiley, Austin at Auburn (1/21/17)
	19	Dorsey, Tyler at Oregon (12/11/16)
	19	COOKE, Charles vs Dayton (11/15/16)
Field Goals Made	8	MYLES, Divine vs Stetson (12/29/16)
	7	Maten, Yante at Georgia (1/25/17)
	7	PETERS, Alec vs Valparaiso (11/21/16)
	7	PERSONS, Tayler vs Ball State (11/18/16)
	7	SMITH, Scoochie vs Dayton (11/15/16)
Field Goal Att.	17	KORNET, Luke vs Vanderbilt (1/7/17)
	16	Carter, Devin vs Arkansas State (12/21/16)
	16	Simms, Deven vs Arkansas State (12/21/16)
	16	Wilson, Elijah vs Coastal Carolina (11/11/16)
FG Pct (min 5 made)	1.000 (5-5)	Schnider Herard vs Mississippi State (1/28/17)
	.833 (5-6)	AGBEKO, Reggie vs Saint Louis (11/23/16)
	.833 (5-6)	CUNNINGHAM, Josh vs Dayton (11/15/16)
3-Point FG Made	5	Dorsey, Tyler at Oregon (12/11/16)
	3	Heron, Mustapha at Auburn (1/21/17)
	3	PHILLIPS, Terrence vs Missouri (1/18/17)
	3	Stone, Keith vs Florida (1/10/17)
	3	KORNET, Luke vs Vanderbilt (1/7/17)
	3	NEWTON, Derick vs Stetson (12/29/16)
	3	DeVOE, Gabe vs Clemson (12/18/16)
	3	HOLMES, Avry vs Clemson (12/18/16)
	3	MOORE, Malik vs USC Upstate (12/15/16)
	3	CUNNINGHAM, Mike vs USC Upstate (12/15/16)
	3	Young, Jacob at Texas (12/02/16)
	3	WALLACE, Patrick vs Charleston Southern (11/29/16)
	3	PETERS, Alec vs Valparaiso (11/21/16)
	3	ADEKOYA, Jubril vs Valparaiso (11/21/16)
	3	SMITH, Scoochie vs Dayton (11/15/16)
	3	Ray-St Cyr, Colton vs Coastal Carolina (11/11/16)
	3	Beck, Demario vs Coastal Carolina (11/11/16)
	3	Wilson, Elijah vs Coastal Carolina (11/11/16)
3-Point FG Att.	9	MOORE, Malik vs USC Upstate (12/15/16)
	9	CUNNINGHAM, Mike vs USC Upstate (12/15/16)
	9	Wilson, Elijah vs Coastal Carolina (11/11/16)
3-Pt FG Pct (min 2 made)	1.000 (3-3)	Heron, Mustapha at Auburn (1/21/17)
	1.000 (3-3)	Stone, Keith vs Florida (1/10/17)
	1.000 (2-2)	MITCHELL, Shelton vs Clemson (12/18/16)
	1.000 (2-2)	MIKESELL, Ryan vs Dayton (11/15/16)
Free Throws Made	12	Roach Jr., Kerwin at Texas (12/02/16)
	11	Wiley, Austin at Auburn (1/21/17)
Free Throw Att.	18	Wiley, Austin at Auburn (1/21/17)
	16	Roach Jr., Kerwin at Texas (12/02/16)
FT Pct (min 3 made)	1.000 (7-7)	WOODS, Russell vs Missouri (1/18/17)
	1.000 (7-7)	PETERS, Alec vs Valparaiso (11/21/16)
	1.000 (4-4)	Harper, Jared at Auburn (1/21/17)
	1.000 (4-4)	Schnider Herard at Mississippi State (1/3/17)
	1.000 (4-4)	PEGG, Brian vs Stetson (12/29/16)
	1.000 (4-4)	Carter, Devin vs Arkansas State (12/21/16)
	1.000 (4-4)	MITCHELL, Shelton vs Clemson (12/18/16)
	1.000 (4-4)	Ennis, Dylan at Oregon (12/11/16)
	1.000 (4-4)	Jones, Andrew at Texas (12/02/16)
	1.000 (4-4)	ROBY, Davell vs Saint Louis (11/23/16)
	1.000 (3-3)	Barry, Canyon vs Florida (1/10/17)
	1.000 (3-3)	MOORE, Malik vs USC Upstate (12/15/16)
	1.000 (3-3)	WALKER, Tevonn vs Valparaiso (11/21/16)
	1.000 (3-3)	TEAGUE, Tahjai vs Ball State (11/18/16)
Rebounds	13	KORNET, Luke vs Vanderbilt (1/7/17)
	11	Ogbeide, Derek at Georgia (1/25/17)

## RADIO-TV CHART




**0**  
**AVERY JOHNSON**  
Head Coach  
SOUTHERN, 1988  
Second Season




**0**  
**NICK KING**  
6-7 • 230 • Jr.  
Forward  
Memphis, Tenn.  
(Memphis)



**1**  
**RILEY NORRIS**  
6-7 • 203 • Jr.  
Guard/  
Forward  
Albertville, Ala.  
(Albertville HS)




**2**  
**LAWSON SCHAFER**  
5-11 • 160 • So.  
Guard  
Cullman, Ala.  
(Cullman HS)




**3**  
**CORBAN COLLINS**  
6-3 • 190 • Gr.  
Guard  
High Point, N.C.  
(Morehead State)




**4**  
**DANIEL GIDDENS**  
6-11 • 235 • So.  
Forward/  
Center  
Mableton, Ga.  
(Ohio State)




**5**  
**AVERY JOHNSON JR.**  
5-11 • 187 • So.  
Guard  
Houston, Texas  
(Texas A&M)



**10**  
**JIMMIE TAYLOR**  
6-10 • 248 • Sr.  
Forward  
Greensboro, Ala.  
(Greensboro HS)



**11**  
**SHANNON HALE**  
6-8 • 233 • Sr.  
Forward  
Johnson City, Tenn.  
(Christ School)



**12**  
**DAZON INGRAM**  
6-5 • 205 • R-Fr.  
Guard  
Theodore, Ala.  
(Theodore HS)




**21**  
**BOLA OLANIYAN**  
6-7 • 220 • Gr.  
Forward  
Lagos, Nigeria  
(Southern Illinois)




**22**  
**AR'MOND DAVIS**  
6-6 • 190 • Jr.  
Guard  
Tacoma, Wash.  
(College of Southern Idaho)




**23**  
**BRANDON AUSTIN**  
6-5 • 197 • So.  
Guard  
Montgomery, Ala.  
(Carver Montgomery HS)



**25**  
**BRAXTON KEY**  
6-8 • 220 • Fr.  
Forward  
Charlotte, N.C.  
(Oak Hill Academy)



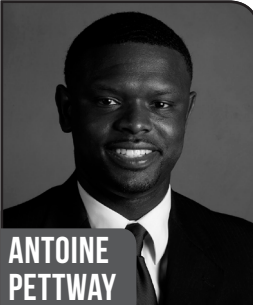
**35**  
**DONTA HALL**  
6-9 • 224 • So.  
Forward  
Luverne, Ala.  
(Luverne HS)



**JOHN PELPHREY**  
Assoc. Head  
Coach  
KENTUCKY, 1992  
First Season



**BOB SIMON**  
Assoc. Head  
Coach  
EASTERN MICHIGAN, 1989  
Second Season



**ANTOINE PETTWAY**  
Asst. Coach  
ALABAMA, 2004  
Ninth Season



**KOBIE BAKER**  
Associate AD  
TALLADEGA COLLEGE, 1998  
Second Season



**COLTON HOUSTON**  
Director of  
Operations  
HARVARD, 2004  
Seventh Season